



SC Annual School Report Card Summary

Charles Pinckney Elementary
 Charleston County School District
 Grades: 3-5 Enrollment: 1,062
 Principal: Leanna Sheppard
 Superintendent: Dr. Nancy J. McGinley
 Board Chair: Mr. Chris Fraser

PERFORMANCE

Comprehensive detail, including definitions of ratings, performance criteria, and explanations of status, is available on www.ed.sc.gov and www.eoc.sc.gov as well as school and school district websites. Printed versions are available from school districts upon request.

YEAR	ABSOLUTE RATING	GROWTH RATING	PALMETTO GOLD AND SILVER AWARD		ESEA/FEDERAL ACCOUNTABILITY RATING SYSTEM	
			General Performance	Closing the Gap	ESEA Grade	Accountability Indicator
2012	Excellent	Excellent	TBD	TBD	A	N/A
2011	Excellent	Excellent	Gold	Gold	Not Met	N/A
2010	Excellent	Excellent	Gold	Gold	Met	N/A

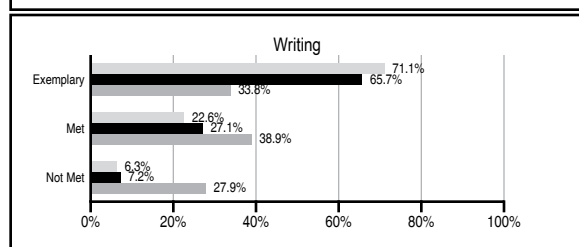
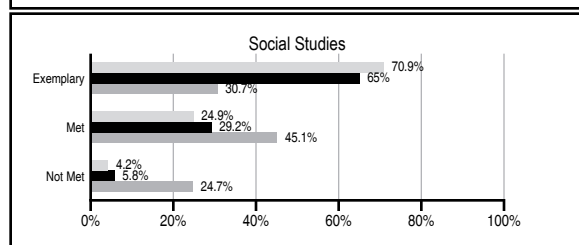
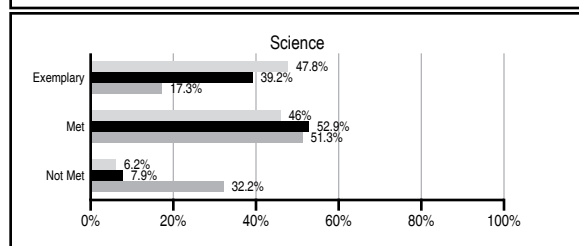
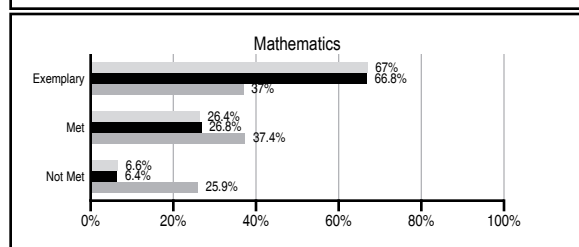
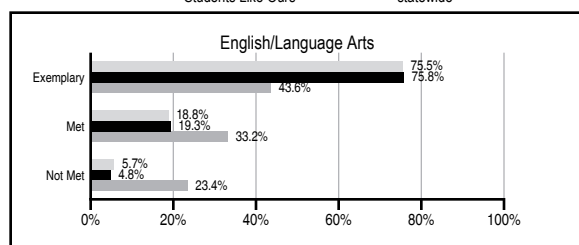
ABSOLUTE RATINGS OF ELEMENTARY SCHOOLS WITH STUDENTS LIKE OURS*

EXCELLENT	GOOD	AVERAGE	BELOW AVERAGE	AT-RISK
12	0	0	0	0

* Ratings are calculated with data available by 11/07/2012. Schools with Students Like Ours are Elementary Schools with Poverty Indices of no more than 5% above or below the index for this school.



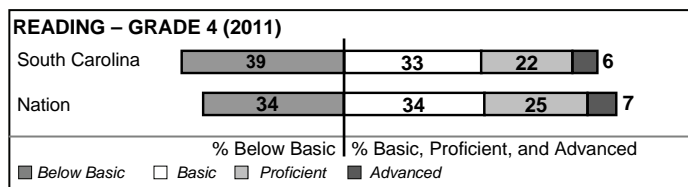
PASS PERFORMANCE

Our School Elementary Schools with Students Like Ours Elementary schools statewide



NAEP PERFORMANCE*

* Performance reported for SC and nation, data not available at school level. Percentages at NAEP Achievement Levels.



SC PERFORMANCE VISION

By 2020 all students will graduate with the knowledge and skills necessary to compete successfully in the global economy, participate in a democratic society and contribute positively as members of families and communities.

Abbreviations Key

N/A Not Applicable N/AV Not Available N/C Not Collected N/R Not Reported I/S Insufficient Sample TBD To be determined

SCHOOL PROFILE

	Our School	Change from Last Year	Elementary Schools with Students Like Ours	Median Elementary School
Students (n=1,062)				
Retention rate	0.1%	Down from 0.3%	0.6%	1.0%
Attendance rate	97.3%	Up from 96.9%	97.3%	96.6%
Served by gifted and talented program	N/AV	N/AV	N/AV	N/AV
With disabilities other than speech	N/AV	N/AV	N/AV	N/AV
Older than usual for grade	N/AV	N/AV	N/AV	N/AV
Out-of-school suspensions or expulsions for violent and/or criminal offenses	0.0%	No Change	0.0%	0.0%
Teachers (n=57)				
Teachers with advanced degrees	56.1%	Down from 59.6%	69.5%	63.0%
Continuing contract teachers	N/AV	N/AV	N/AV	N/AV
Teachers returning from previous year	92.1%	Down from 92.4%	88.7%	88.7%
Teacher attendance rate	98.7%	Up from 97.5%	95.3%	95.1%
Average teacher salary*	\$44,452	Down 1.2%	\$48,193	\$47,210
Classes not taught by highly qualified teachers	0.0%	No Change	2.3%	0.0%
Professional development days/teacher	8.6 days	Up from 4.6 days	9.5 days	10.5 days
School				
Principal's years at school	8.0	Up from 7.0	8.0	4.0
Student-teacher ratio in core subjects	27.2 to 1	Up from 27.0 to 1	21.8 to 1	20.0 to 1
Prime instructional time	95.9%	Up from 94.3%	91.4%	90.5%
Opportunities in the arts	Good	No Change	Good	Good
SACS accreditation	No	No Change	Yes	Yes
Parents attending conferences	100.0%	No Change	100.0%	100.0%
Character development program	Excellent	No Change	Excellent	Excellent
Dollars spent per pupil**	\$5,268	Down 4.5%	\$6,056	\$7,247
Percent of expenditures for instruction**	62.6%	Down from 63.0%	69.1%	68.2%
Percent of expenditures for teacher salaries**	61.7%	Up from 61.4%	68.9%	65.7%
ESEA composite index score	99.9	N/A	100.0	91.9

* Length of contract = 185+ days.
** Prior year audited financial data available.

EVALUATION RESULTS

	Teachers	Students*	Parents*
Number of surveys returned	37	328	129
Percent satisfied with learning environment	100.0%	97.5%	100.0%
Percent satisfied with social and physical environment	100.0%	97.2%	99.2%
Percent satisfied with school-home relations	100.0%	96.2%	99.2%

*Only students at the highest elementary school grade level at this school and their parents were included.

REPORT OF PRINCIPAL AND SCHOOL IMPROVEMENT COUNCIL

Excellence is not only our standard at Charles Pinckney Elementary School; it is also a state of mind and an expectation of the community we serve. At Pinckney Elementary, our mission is to provide each student with an extensive range of educational opportunities in a nurturing environment. The staff and faculty, in partnership with families, ensure a healthy balance of rigorous instruction, extracurricular activities, and social opportunities for our students. Our students achieve at high levels, which has resulted in our school being recognized as a National Blue Ribbon School as well as a Palmetto Gold School.

Providing an array of educational opportunities ensures that each child's educational needs are met. This philosophy is the driving force among Pinckney's highly motivated team and is evident through the assortment of rigorous learning opportunities offered at our school; single gender classes, action-based learning, and an alternative math curriculum are some of the options available to our students. Teachers employ research-based instructional methods to make sure every child has an opportunity to serve as an active participant in our learning community. The faculty and staff at Pinckney Elementary further promote multiple learning opportunities through the arts. Each year we host Pinckney Palooza, a school-wide celebration of the arts.

Pinckney partnerships are vital to the school's success. Our community, families, faculty and staff are committed to high-quality education. Our PTO supports our school's literacy goals by fundraising to add additional books and resources to our leveled library. In addition, community members frequently volunteer to serve as guest speakers. Our school also sponsors a team for the Buddy Walk which raises money for Down Syndrome research. We have yearly participation in the Relay for Life, Christmas Commandos, Pennies for Patients and a pajama drive for a local orphanage.

At Pinckney we understand the importance of balancing a rigorous curriculum with extracurricular activities and social opportunities for our students. Students have a variety of activities from which to choose including: Chess Club, Student Council, Ecology Club, girls' and boys' basketball teams, tennis teams and the WCPE news show. Social and academic-centered opportunities are numerous as well. Parents, students, and staff members enjoy the Harvest Ball, Oyster Roast, Festival of Books, SMART Night, Sock Hops, and the Science Fair.

Pinckney's persistent pledge to excellence has and will continue to produce responsible citizens and life-long learners.

Leanne Sheppard, Principal
SIC Chairperson

Kim Jackson,

Comprehensive detail, including definitions of ratings, performance criteria, and explanations of status, is available on www.ed.sc.gov and www.eoc.sc.gov as well as school and school district websites.

Printed versions are available from school districts upon request.