

# SC Annual School Report Card Summary

Charleston Progressive Academy  
 Charleston County School District  
 Grades: PK-6 Enrollment: 357  
 Principal: Wanda Wright-Sheats  
 Superintendent: Dr. Nancy J. McGinley  
 Board Chair: Mr. Chris Fraser

## PERFORMANCE

Comprehensive detail, including definitions of ratings, performance criteria, and explanations of status, is available on [www.ed.sc.gov](http://www.ed.sc.gov) and [www.eoc.sc.gov](http://www.eoc.sc.gov) as well as school and school district websites. Printed versions are available from school districts upon request.

YEAR	ABSOLUTE RATING	GROWTH RATING	PALMETTO GOLD AND SILVER AWARD		ESEA/FEDERAL ACCOUNTABILITY RATING SYSTEM	
			General Performance	Closing the Gap	ESEA Grade	Accountability Indicator
2012	Average	Good	TBD	TBD	A	Reward
2011	Average	Good	Silver	N/A	Met	N/A
2010	Average	Excellent	Gold	Silver	Met	N/A

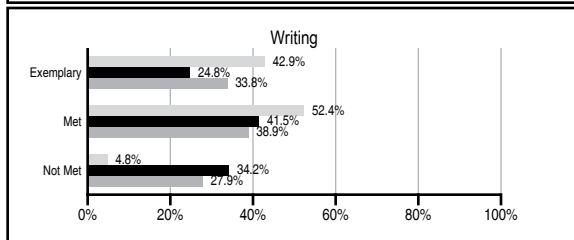
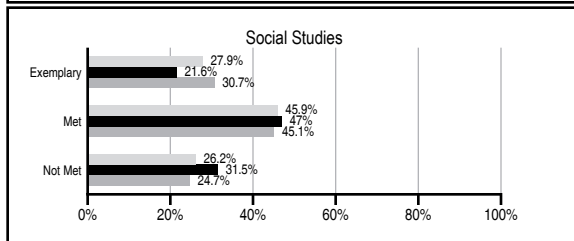
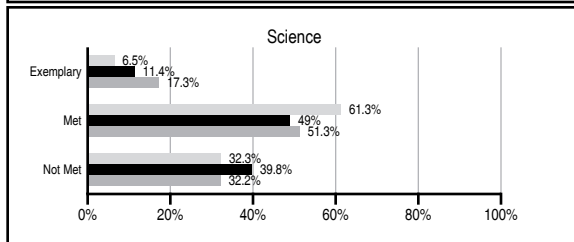
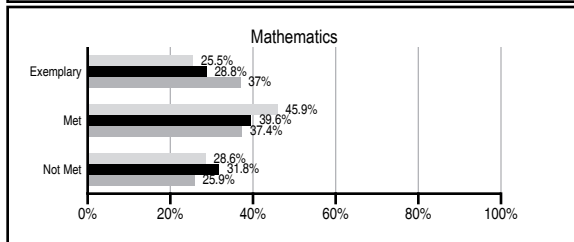
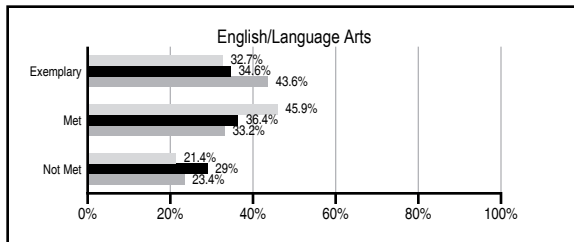
## ABSOLUTE RATINGS OF ELEMENTARY SCHOOLS WITH STUDENTS LIKE OURS\*

EXCELLENT	GOOD	AVERAGE	BELOW AVERAGE	AT-RISK
9	19	95	18	4

\* Ratings are calculated with data available by 11/07/2012. Schools with Students Like Ours are Elementary Schools with Poverty Indices of no more than 5% above or below the index for this school.

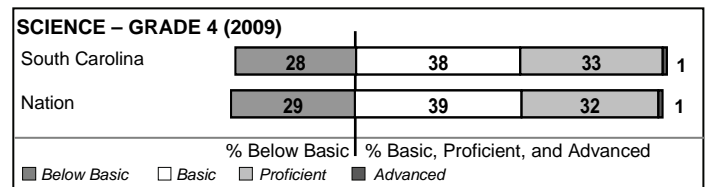

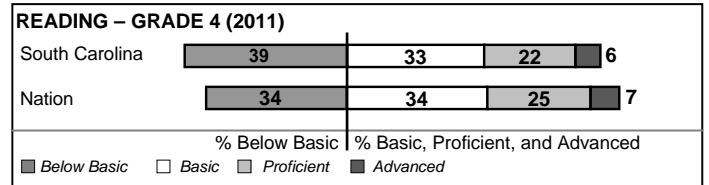
## PASS PERFORMANCE

Our School Elementary Schools with Students Like Ours Elementary schools statewide



## NAEP PERFORMANCE\*

\* Performance reported for SC and nation, data not available at school level. Percentages at NAEP Achievement Levels.



## SC PERFORMANCE VISION

By 2020 all students will graduate with the knowledge and skills necessary to compete successfully in the global economy, participate in a democratic society and contribute positively as members of families and communities.

### Abbreviations Key

N/A Not Applicable N/AV Not Available N/C Not Collected N/R Not Reported I/S Insufficient Sample TBD To be determined

# Charleston Progressive Academy [Charleston County School District]

## SCHOOL PROFILE

	Our School	Change from Last Year	Elementary Schools with Students Like Ours	Median Elementary School
<b>Students (n=357)</b>				
Retention rate	0.3%	Down from 1.1%	1.4%	1.0%
Attendance rate	96.9%	Up from 96.6%	96.3%	96.6%
Served by gifted and talented program	N/AV	N/AV	N/AV	N/AV
With disabilities other than speech	N/AV	N/AV	N/AV	N/AV
Older than usual for grade	N/AV	N/AV	N/AV	N/AV
Out-of-school suspensions or expulsions for violent and/or criminal offenses	2.8%	Up from 0.4%	0.0%	0.0%
<b>Teachers (n=26)</b>				
Teachers with advanced degrees	30.8%	Up from 25.0%	60.9%	63.0%
Continuing contract teachers	N/AV	N/AV	N/AV	N/AV
Teachers returning from previous year	73.7%	Up from 67.8%	88.1%	88.7%
Teacher attendance rate	98.3%	Up from 97.3%	94.9%	95.1%
Average teacher salary*	\$42,385	Down 4.1%	\$46,195	\$47,210
Classes not taught by highly qualified teachers	0.7%	Up from 0.0%	0.0%	0.0%
Professional development days/teacher	13.9 days	Down from 17.4 days	10.7 days	10.5 days
<b>School</b>				
Principal's years at school	7.0	Up from 6.0	4.0	4.0
Student-teacher ratio in core subjects	18.9 to 1	Up from 13.9 to 1	19.3 to 1	20.0 to 1
Prime instructional time	95.0%	Up from 93.9%	90.0%	90.5%
Opportunities in the arts	Excellent	Up from Good	Good	Good
SACS accreditation	No	No Change	Yes	Yes
Parents attending conferences	100.0%	No Change	100.0%	100.0%
Character development program	Excellent	No Change	Excellent	Excellent
Dollars spent per pupil**	\$11,711	Up 25.7%	\$7,411	\$7,247
Percent of expenditures for instruction**	62.2%	Up from 61.1%	67.4%	68.2%
Percent of expenditures for teacher salaries**	58.6%	Up from 56.2%	64.2%	65.7%
ESEA composite index score	97.8	N/A	88.5	91.9

\* Length of contract = 185+ days.

\*\* Prior year audited financial data available.

## EVALUATION RESULTS

	Teachers	Students*	Parents*
Number of surveys returned	22	21	9
Percent satisfied with learning environment	90.5%	76.2%	I/S
Percent satisfied with social and physical environment	90.9%	65.0%	I/S
Percent satisfied with school-home relations	86.4%	81.0%	I/S

\*Only students at the highest elementary school grade level at this school and their parents were included.

## REPORT OF PRINCIPAL AND SCHOOL IMPROVEMENT COUNCIL

Charleston Progressive Academy (CPA) is a Title I countywide magnet school focusing on fitness and leadership. The grade configuration is pre-kindergarten through sixth with an enrollment of 361 students. As in the past six years our instructional staff has remained stable and every teacher and teacher assistant is highly qualified as specified under No Child Left Behind. Faculty members have received various grants in the academic and fitness areas through Donor's Choose, Charleston County School District and the State Department of Education (SDE). This year through the SDE, CPA added the Farm to School and Fruit and Vegetable Grants.

CPA continues to be proud of its successes: achieving AYP (met 13 out of 13 objectives) and a repeat recipient of the Palmetto Silver Award due to our 2011 school report card improvement rating (Good). Our efforts in our reading program were rewarded with CPA receiving exemplary honors by Charleston County Community of Readers for the fourth consecutive year. Annually, students publish their own books through Nationwide Publishing to integrate the school's magnet leadership focus with literacy.

Every year the instructional staff along with the school's leadership team decides upon school wide initiatives that would enhance and strengthen the academic progress of CPA's students. We chose to place extra focus on math by conducting Math Instructional Nights and implementing the problem of the week to enhance our students' mathematical skills.

To meet the learning needs, styles, and many levels of our students we have continued implementing our AM Activities Program. It provides students with physical, academic, and social activities prior to the instructional day. CPA also operates two after school programs, Kaleidoscope for grades CD through second and 21st Century for grades three through six. Certified teachers are employed in the 21st Century Program to give students of the tested grades additional instructional assistance and enrichment. Other interventions that were used to address students' needs were various computerized instructional programs.

Although Charleston Progressive Academy has some challenges, they are limited. Our goal for the last two years has been to increase parental involvement. We are delighted to report that our PTA has led the way in this area. Our membership has tripled and parents participated in both the SC PTA Conference and Parents Leading the Way Conference through Title I for the second year. We are proud of the work and the support that the PTA Board continues to provide to the CPA teachers and administration and their involvement in the rebuild project of CPA as we look forward to our return to the downtown area in August of 2013.

Wanda Wright-Sheats, Principal  
Hamilton III, SIC Chair

Lonnie

Comprehensive detail, including definitions of ratings, performance criteria, and explanations of status, is available on [www.ed.sc.gov](http://www.ed.sc.gov) and [www.eoc.sc.gov](http://www.eoc.sc.gov) as well as school and school district websites.

Printed versions are available from school districts upon request.

### Abbreviations Key

N/A Not Applicable N/AV Not Available N/C Not Collected N/R Not Reported I/S Insufficient Sample TBD To be determined

NI Newly Identified CSI Continuing School Improvement CA Corrective Action RP Plan to Restructure R Restructure DELAY School Improvement Status HOLD School Improvement Status