



SC Annual School Report Card Summary

Mt. Zion Elementary
Charleston County School District
Grades: PK-5 **Enrollment: 254**
Principal: Deborah Fordham
Superintendent: Dr. Nancy J. McGinley
Board Chair: Mr. Chris Fraser

PERFORMANCE

Comprehensive detail, including definitions of ratings, performance criteria, and explanations of status, is available on www.ed.sc.gov and www.eoc.sc.gov as well as school and school district websites. Printed versions are available from school districts upon request.

YEAR	ABSOLUTE RATING	GROWTH RATING	PALMETTO GOLD AND SILVER AWARD		ESEA/FEDERAL ACCOUNTABILITY RATING SYSTEM	
			General Performance	Closing the Gap	ESEA Grade	Accountability Indicator
2012	Average	Excellent	TBD	TBD	A	Reward
2011	Average	Good	Silver	Silver	Met	N/A
2010	Average	Excellent	Gold	Silver	Met	N/A

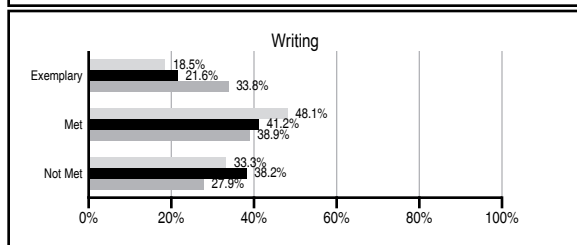
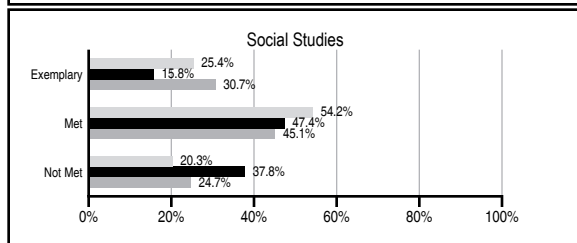
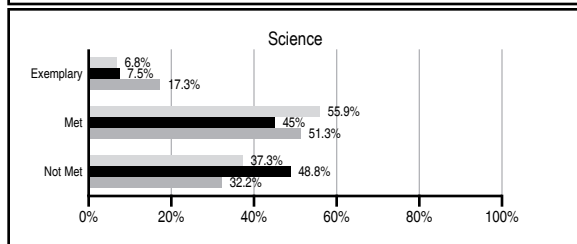
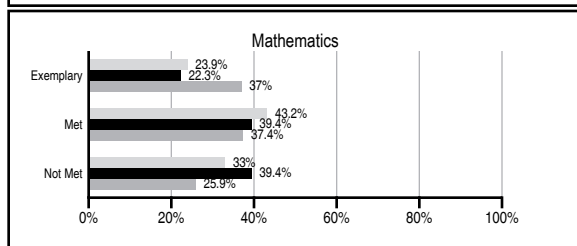
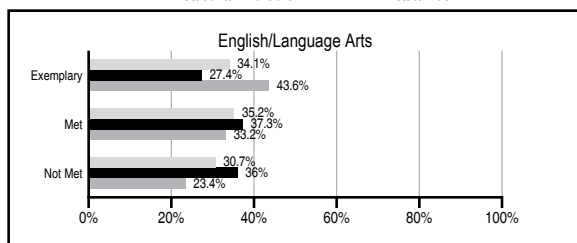
ABSOLUTE RATINGS OF ELEMENTARY SCHOOLS WITH STUDENTS LIKE OURS*

EXCELLENT	GOOD	AVERAGE	BELOW AVERAGE	AT-RISK
2	12	85	47	19

* Ratings are calculated with data available by 11/07/2012. Schools with Students Like Ours are Elementary Schools with Poverty Indices of no more than 5% above or below the index for this school.

PASS PERFORMANCE

Our School Elementary Schools with Students Like Ours Elementary schools statewide



NAEP PERFORMANCE*

* Performance reported for SC and nation, data not available at school level. Percentages at NAEP Achievement Levels.



SC PERFORMANCE VISION

By 2020 all students will graduate with the knowledge and skills necessary to compete successfully in the global economy, participate in a democratic society and contribute positively as members of families and communities.

Abbreviations Key

N/A Not Applicable N/AV Not Available N/C Not Collected N/R Not Reported I/S Insufficient Sample TBD To be determined

Mt. Zion Elementary [Charleston County School District]

SCHOOL PROFILE

	Our School	Change from Last Year	Elementary Schools with Students Like Ours	Median Elementary School
Students (n=254)				
Retention rate	0.0%	Down from 1.5%	1.3%	1.0%
Attendance rate	95.4%	Up from 95.0%	96.3%	96.6%
Served by gifted and talented program	N/AV	N/AV	N/AV	N/AV
With disabilities other than speech	N/AV	N/AV	N/AV	N/AV
Older than usual for grade	N/AV	N/AV	N/AV	N/AV
Out-of-school suspensions or expulsions for violent and/or criminal offenses	0.4%	Up from 0.0%	0.0%	0.0%
Teachers (n=22)				
Teachers with advanced degrees	36.4%	Up from 35.0%	62.5%	63.0%
Continuing contract teachers	N/AV	N/AV	N/AV	N/AV
Teachers returning from previous year	94.2%	Up from 93.2%	85.3%	88.7%
Teacher attendance rate	98.2%	Up from 96.9%	95.3%	95.1%
Average teacher salary*	\$41,199	Up 3.2%	\$45,078	\$47,210
Classes not taught by highly qualified teachers	5.4%	Down from 14.7%	0.0%	0.0%
Professional development days/teacher	6.0 days	Up from 5.0 days	9.7 days	10.5 days
School				
Principal's years at school	7.0	No Change	4.0	4.0
Student-teacher ratio in core subjects	19.9 to 1	Up from 19.6 to 1	18.1 to 1	20.0 to 1
Prime instructional time	93.6%	Up from 92.1%	90.6%	90.5%
Opportunities in the arts	Good	No Change	Good	Good
SACS accreditation	No	No Change	Yes	Yes
Parents attending conferences	100.0%	No Change	100.0%	100.0%
Character development program	Excellent	No Change	Excellent	Excellent
Dollars spent per pupil**	\$8,082	Up 0.8%	\$8,326	\$7,247
Percent of expenditures for instruction**	66.2%	Up from 63.8%	65.9%	68.2%
Percent of expenditures for teacher salaries**	63.0%	Up from 62.0%	63.0%	65.7%
ESEA composite index score	94.5	N/A	84.7	91.9

* Length of contract = 185+ days.
** Prior year audited financial data available.

EVALUATION RESULTS

	Teachers	Students*	Parents*
Number of surveys returned	3	29	14
Percent satisfied with learning environment	I/S	89.7%	92.3%
Percent satisfied with social and physical environment	I/S	82.8%	100.0%
Percent satisfied with school-home relations	I/S	79.3%	92.3%

*Only students at the highest elementary school grade level at this school and their parents were included.

REPORT OF PRINCIPAL AND SCHOOL IMPROVEMENT COUNCIL

The mission of Mt.Zion Elementary School, working in partnership with students, staff, parents and the community, is to ensure that all students are provided a high quality education through curriculum that utilizes approaches based on content advancement, analysis of abstract themes or concepts, development of complex thinking processes, and transformation of learning into creative products.

Our focus this year will be on the implementation of STEM. This is a way of incorporating science, math, and engineering into all academic subjects. We hope to better prepare our students for the world of the future through the integration of STEM activities.

We invite our entire community to join us in achieving our mission. You are invited to visit, get involved at any level, and to help make a difference in the lives of our future leaders of America.

Deborah Fordham, Principal
Arica Jenkins, Chair, SIC

Comprehensive detail, including definitions of ratings, performance criteria, and explanations of status, is available on www.ed.sc.gov and www.eoc.sc.gov as well as school and school district websites.

Printed versions are available from school districts upon request.