



SC Annual School Report Card Summary

Whitesides Elementary
Charleston County School District
Grades: PK-5 Enrollment: 639
Principal: Lona Pounder
Superintendent: Dr. Nancy J. McGinley
Board Chair: Mr. Chris Fraser

PERFORMANCE

Comprehensive detail, including definitions of ratings, performance criteria, and explanations of status, is available on www.ed.sc.gov and www.eoc.sc.gov as well as school and school district websites. Printed versions are available from school districts upon request.

YEAR	ABSOLUTE RATING	GROWTH RATING	PALMETTO GOLD AND SILVER AWARD		ESEA/FEDERAL ACCOUNTABILITY RATING SYSTEM	
			General Performance	Closing the Gap	ESEA Grade	Accountability Indicator
2012	Excellent	Excellent	TBD	TBD	A	N/A
2011	Excellent	Excellent	Gold	N/A	Not Met	N/A
2010	Excellent	Excellent	Gold	N/A	Met	N/A

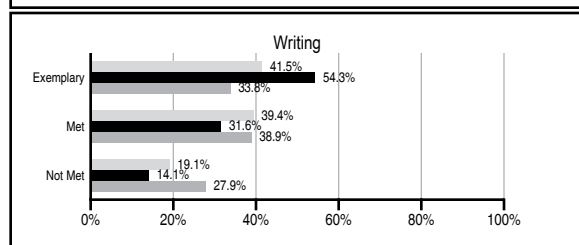
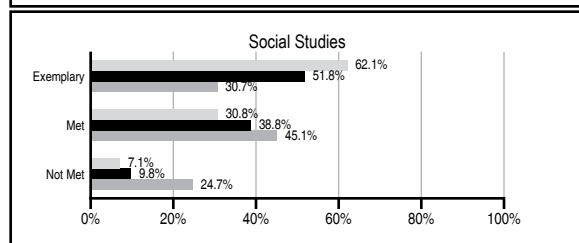
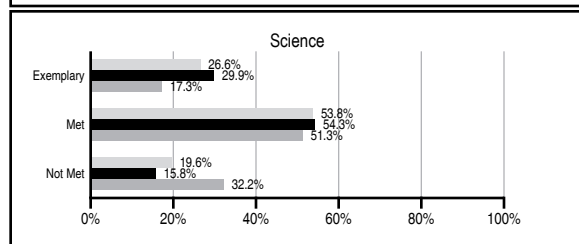
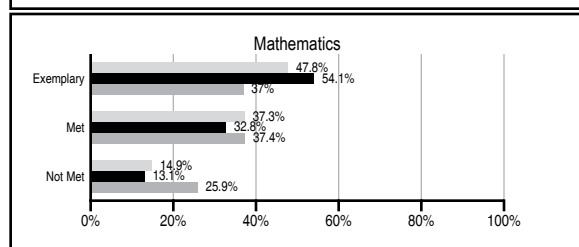
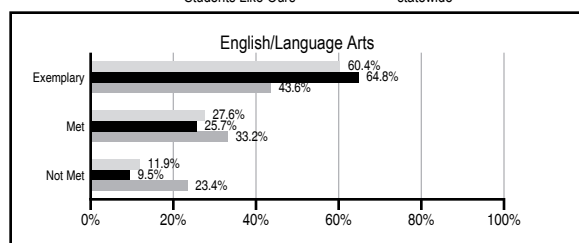
ABSOLUTE RATINGS OF ELEMENTARY SCHOOLS WITH STUDENTS LIKE OURS*

EXCELLENT	GOOD	AVERAGE	BELOW AVERAGE	AT-RISK
21	1	0	0	0

* Ratings are calculated with data available by 11/07/2012. Schools with Students Like Ours are Elementary Schools with Poverty Indices of no more than 5% above or below the index for this school.



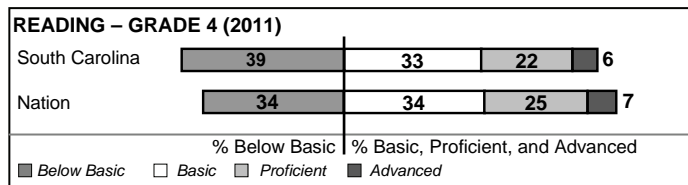
PASS PERFORMANCE

Our School Elementary Schools with Students Like Ours Elementary schools statewide



NAEP PERFORMANCE*

* Performance reported for SC and nation, data not available at school level. Percentages at NAEP Achievement Levels.



SC PERFORMANCE VISION

By 2020 all students will graduate with the knowledge and skills necessary to compete successfully in the global economy, participate in a democratic society and contribute positively as members of families and communities.

Abbreviations Key

N/A Not Applicable N/AV Not Available N/C Not Collected N/R Not Reported I/S Insufficient Sample TBD To be determined

Whitesides Elementary [Charleston County School

SCHOOL PROFILE

	Our School	Change from Last Year	Elementary Schools with Students Like Ours	Median Elementary School
Students (n=639)				
Retention rate	0.3%	Down from 0.9%	0.6%	1.0%
Attendance rate	96.4%	Up from 95.7%	97.0%	96.6%
Served by gifted and talented program	N/AV	N/AV	N/AV	N/AV
With disabilities other than speech	N/AV	N/AV	N/AV	N/AV
Older than usual for grade	N/AV	N/AV	N/AV	N/AV
Out-of-school suspensions or expulsions for violent and/or criminal offenses	0.2%	Up from 0.0%	0.0%	0.0%
Teachers (n=38)				
Teachers with advanced degrees	68.4%	Down from 70.0%	63.2%	63.0%
Continuing contract teachers	N/AV	N/AV	N/AV	N/AV
Teachers returning from previous year	91.1%	Up from 88.6%	91.4%	88.7%
Teacher attendance rate	97.8%	No Change	96.1%	95.1%
Average teacher salary*	\$49,648	Up 2.6%	\$49,025	\$47,210
Classes not taught by highly qualified teachers	2.6%	Up from 0.0%	0.0%	0.0%
Professional development days/teacher	10.7 days	Down from 20.8 days	10.0 days	10.5 days
School				
Principal's years at school	9.0	Up from 8.0	4.5	4.0
Student-teacher ratio in core subjects	22.0 to 1	Up from 21.4 to 1	21.3 to 1	20.0 to 1
Prime instructional time	93.9%	Up from 93.4%	92.2%	90.5%
Opportunities in the arts	Good	No Change	Good	Good
SACS accreditation	No	No Change	Yes	Yes
Parents attending conferences	100.0%	No Change	100.0%	100.0%
Character development program	Excellent	No Change	Excellent	Excellent
Dollars spent per pupil**	\$6,959	Up 9.5%	\$6,736	\$7,247
Percent of expenditures for instruction**	69.0%	Down from 69.8%	69.2%	68.2%
Percent of expenditures for teacher salaries**	68.0%	Down from 68.5%	69.0%	65.7%
ESEA composite index score	98.3	N/A	98.2	91.9

* Length of contract = 185+ days.

** Prior year audited financial data available.

EVALUATION RESULTS

	Teachers	Students*	Parents*
Number of surveys returned	33	92	89
Percent satisfied with learning environment	100.0%	89.0%	97.7%
Percent satisfied with social and physical environment	100.0%	83.5%	96.6%
Percent satisfied with school-home relations	97.0%	80.4%	92.0%

*Only students at the highest elementary school grade level at this school and their parents were included.

REPORT OF PRINCIPAL AND SCHOOL IMPROVEMENT COUNCIL

The tradition of excellence that was established when Whitesides opened in 1956 continues today. Through the collaborative efforts of a highly qualified professional staff, devoted parents, and a supportive community, Whitesides' students thrive. Students in grades K-5 participate in the Measures of Academic Progress (MAP) and assessments to determine growth, identify goals for student achievement and guide instructional priorities and interventions. The SAIL Program for gifted and talented students in grades three through five provides opportunities for student acceleration as does Renzulli, Study Island and Renaissance programs in reading and math. Brain Boosters provides a pre-Sail experience for all second graders.

Child development program expansion enables us to serve more four-year-old children in a school setting. AimsWeb assessments and Primary MAP are conducted in grades K-1 to monitor student progress and fluency in literacy, and to guide instructional decisions and groupings. Additional literacy support is provided to first and second grade students in need of literacy assistance through our Literacy Academy. Spanish instruction is provided for kindergarten and first grade students.

Volunteers are present on a daily basis and make significant contributions to the support of classrooms and school functions. Our PTA coordinates many functions throughout the year. We engage families through game night, No TV week, book character day, spirit days at local restaurants, grade-level plays, concerts, and grade-level initiatives. A variety show and semiannual choral concerts accentuate student talent. Chorus is offered in fourth and fifth grades as well as strings in grade five. Local opportunities for student recognition are numerous. Our student council provides opportunities for service learning and works closely with advisors and the community on recycling and environmental projects. Students have responsibility for our school newspaper, and Whitesides' students have earned recognition throughout the year for their involvement in local, regional, and state events. For fifteen consecutive years, Whitesides has been applauded for our involvement in the Community of Readers.

Whitesides earned an Excellent "Absolute" achievement rating and an Excellent "Growth" rating on the state report card for 2011 as well as was named a Palmetto Gold Award recipient. We missed making AYP in the area of math within the subgroup of African American students, and we have implemented additional instructional interventions to close this achievement gap.

Our instructional programs are delivered by a professional staff that is truly devoted to children. Grants, the PTA, local businesses and community support have enriched classroom instruction by providing swimming lessons for kindergarten and grade-level field trips that allow students to experience and apply concepts learned at school.

Lona Pounder, Principal
White, SIC Chair

Judith

Comprehensive detail, including definitions of ratings, performance criteria, and explanations of status, is available on www.ed.sc.gov and www.eoc.sc.gov as well as school and school district websites.

Printed versions are available from school districts upon request.

Abbreviations Key

N/A Not Applicable N/AV Not Available N/C Not Collected N/R Not Reported I/S Insufficient Sample TBD To be determined

NI Newly Identified CSI Continuing School Improvement CA Corrective Action RP Plan to Restructure R Restructure DELAY School Improvement Status HOLD School Improvement Status