

# SC Annual School Report Card Summary

Sullivan's Island Elementary  
Charleston County School District  
Grades: PK-5 Enrollment: 400  
Principal: Susan R. King  
Superintendent: Dr. Nancy J. McGinley  
Board Chair: Mr. Chris Fraser

## PERFORMANCE

Comprehensive detail, including definitions of ratings, performance criteria, and explanations of status, is available on [www.ed.sc.gov](http://www.ed.sc.gov) and [www.eoc.sc.gov](http://www.eoc.sc.gov) as well as school and school district websites. Printed versions are available from school districts upon request.

YEAR	ABSOLUTE RATING	GROWTH RATING	PALMETTO GOLD AND SILVER AWARD		ESEA/FEDERAL ACCOUNTABILITY RATING SYSTEM	
			General Performance	Closing the Gap	ESEA Grade	Accountability Indicator
2012	Excellent	Excellent	TBD	TBD	A	N/A
2011	Excellent	Excellent	Gold	N/A	Met	N/A
2010	Excellent	Excellent	Gold	N/A	Met	N/A

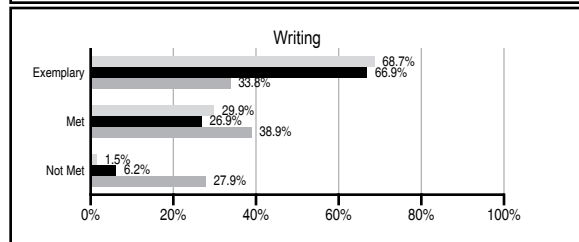
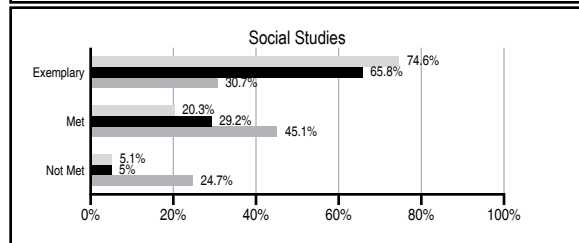
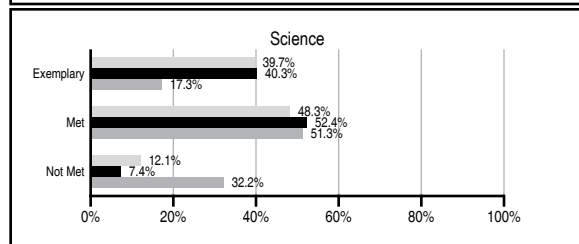
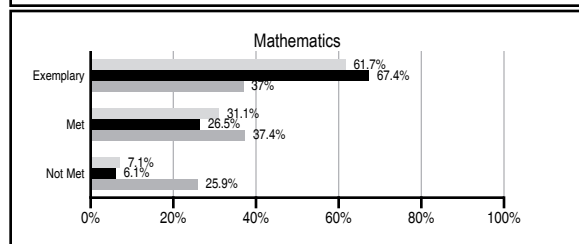
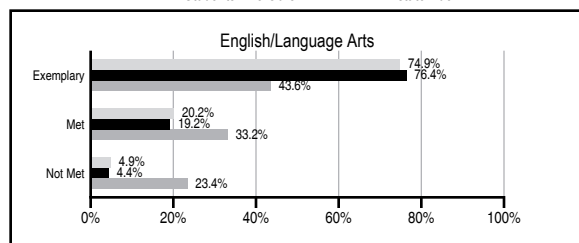
## ABSOLUTE RATINGS OF ELEMENTARY SCHOOLS WITH STUDENTS LIKE OURS\*

EXCELLENT	GOOD	AVERAGE	BELOW AVERAGE	AT-RISK
10	0	0	0	0

\* Ratings are calculated with data available by 11/07/2012. Schools with Students Like Ours are Elementary Schools with Poverty Indices of no more than 5% above or below the index for this school.




## PASS PERFORMANCE

Our School Elementary Schools with Students Like Ours Elementary schools statewide



## NAEP PERFORMANCE\*

\* Performance reported for SC and nation, data not available at school level. Percentages at NAEP Achievement Levels.



## SC PERFORMANCE VISION

By 2020 all students will graduate with the knowledge and skills necessary to compete successfully in the global economy, participate in a democratic society and contribute positively as members of families and communities.

### Abbreviations Key

N/A Not Applicable N/AV Not Available N/C Not Collected N/R Not Reported I/S Insufficient Sample TBD To be determined

# Sullivan's Island Elementary [Charleston County School District]

## SCHOOL PROFILE

	Our School	Change from Last Year	Elementary Schools with Students Like Ours	Median Elementary School
<b>Students (n=400)</b>				
Retention rate	0.5%	Down from 0.6%	0.5%	1.0%
Attendance rate	96.4%	Up from 95.9%	97.3%	96.6%
Served by gifted and talented program	N/AV	N/AV	N/AV	N/AV
With disabilities other than speech	N/AV	N/AV	N/AV	N/AV
Older than usual for grade	N/AV	N/AV	N/AV	N/AV
Out-of-school suspensions or expulsions for violent and/or criminal offenses	0.0%	No Change	0.0%	0.0%
<b>Teachers (n=27)</b>				
Teachers with advanced degrees	66.7%	Up from 62.5%	69.5%	63.0%
Continuing contract teachers	N/AV	N/AV	N/AV	N/AV
Teachers returning from previous year	93.7%	Down from 95.4%	91.4%	88.7%
Teacher attendance rate	98.6%	Up from 96.7%	95.5%	95.1%
Average teacher salary*	\$45,833	Down 6.4%	\$48,193	\$47,210
Classes not taught by highly qualified teachers	14.8%	Up from 11.2%	2.1%	0.0%
Professional development days/teacher	10.4 days	Down from 15.0 days	9.5 days	10.5 days
<b>School</b>				
Principal's years at school	8.0	Up from 7.0	8.5	4.0
Student-teacher ratio in core subjects	21.8 to 1	Up from 21.5 to 1	21.8 to 1	20.0 to 1
Prime instructional time	94.7%	Up from 92.5%	91.4%	90.5%
Opportunities in the arts	Fair	No Change	Good	Good
SACS accreditation	No	No Change	Yes	Yes
Parents attending conferences	97.9%	Up from 52.3%	100.0%	100.0%
Character development program	Excellent	No Change	Excellent	Excellent
Dollars spent per pupil**	\$4,190	Down 50.2%	\$6,308	\$7,247
Percent of expenditures for instruction**	65.5%	Up from 63.3%	69.1%	68.2%
Percent of expenditures for teacher salaries**	64.7%	Up from 62.0%	68.9%	65.7%
ESEA composite index score	100.0	N/A	100.0	91.9

\* Length of contract = 185+ days.

\*\* Prior year audited financial data available.

## EVALUATION RESULTS

	Teachers	Students*	Parents*
Number of surveys returned	18	61	47
Percent satisfied with learning environment	88.9%	95.0%	95.3%
Percent satisfied with social and physical environment	100.0%	86.9%	91.3%
Percent satisfied with school-home relations	100.0%	86.9%	87.0%

\*Only students at the highest elementary school grade level at this school and their parents were included.

## REPORT OF PRINCIPAL AND SCHOOL IMPROVEMENT COUNCIL

This narrative has been prepared to share information from the 2011-2012 school year and to project ahead toward the current school year, 2012-2013.

Sullivan's Island Elementary School is now embarking upon its second year as a partial magnet school, providing school choice to students outside of the customary attendance zone. As we continue our time-honored tradition of academic achievement; we now place an instructional emphasis on mathematics, science and the coastal environment.

During the introductory year of the partial magnet we successfully provided access to an elementary appropriate math/science lab, obtained science/math materials and implemented science/math field trips and projects. This year the science and math lab will be staffed by a full time teacher. Our fundamental goal is to steadily improve student learning in all areas, with significant increases in math and science.

I am pleased to report that for the 2011 school year our school received an Excellent/Excellent State rating. We also met our Annual Yearly Progress Goals (AYP) and were named a Palmetto Gold School.

The Parent Teacher Association, Friends of Sullivan's Island School, and the School Improvement Council have each served an integral role in connecting community, faculty and parents to create positive change in education. In 2011/2012 we raised funds to support critical staffing positions and programs, such as, Spanish, guidance, technology and intervention. These programs impact all students on a daily basis and support the Sullivan Island Elementary philosophy of educating the whole child.

We are now entering our third year in the former Whiteside's Elementary facility. This past summer our former building on Sullivan's Island, which was seismically unsafe, was finally demolished. We now await progress on the new state-of-the-art-building, designed for our math and science program and the 21st century student!

In conclusion, we are very proud of our students' accomplishments in the past, present and future. It is an exciting time to be a part of Sullivan's Island Elementary School!

Susan R. King, Principal  
Jim Henshaw, School Improvement Council Chair

Comprehensive detail, including definitions of ratings, performance criteria, and explanations of status, is available on [www.ed.sc.gov](http://www.ed.sc.gov) and [www.eoc.sc.gov](http://www.eoc.sc.gov) as well as school and school district websites.

Printed versions are available from school districts upon request.

### Abbreviations Key

N/A Not Applicable N/AV Not Available N/C Not Collected N/R Not Reported I/S Insufficient Sample TBD To be determined  
NI Newly Identified CSI Continuing School Improvement CA Corrective Action RP Plan to Restructure R Restructure DELAY School Improvement Status HOLD School Improvement Status