



SC Annual School Report Card Summary

Stono Park Elementary
Charleston County School District
Grades: PK-5 Enrollment: 304
Principal: Michelle Simmons
Superintendent: Dr. Nancy J. McGinley
Board Chair: Mr. Chris Fraser

PERFORMANCE

Comprehensive detail, including definitions of ratings, performance criteria, and explanations of status, is available on www.ed.sc.gov and www.eoc.sc.gov as well as school and school district websites. Printed versions are available from school districts upon request.

| YEAR | ABSOLUTE RATING | GROWTH RATING | PALMETTO GOLD AND SILVER AWARD | | ESEA/FEDERAL ACCOUNTABILITY RATING SYSTEM | |
|------|-----------------|---------------|--------------------------------|-----------------|---|--------------------------|
| | | | General Performance | Closing the Gap | ESEA Grade | Accountability Indicator |
| 2012 | Good | Excellent | TBD | TBD | A | Reward |
| 2011 | Good | Good | Silver | N/A | Met | N/A |
| 2010 | Good | Average | N/A | N/A | Met | N/A |

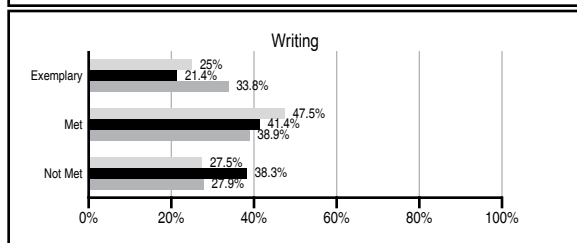
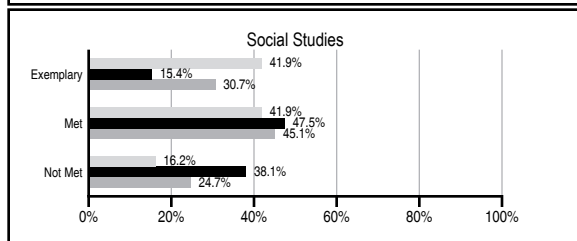
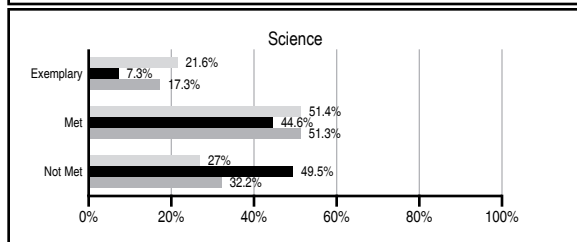
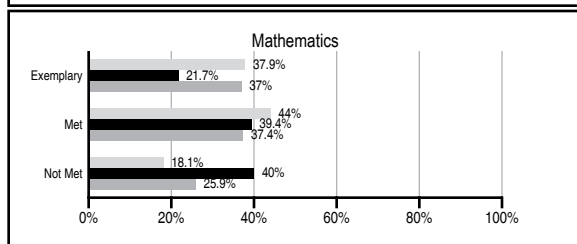
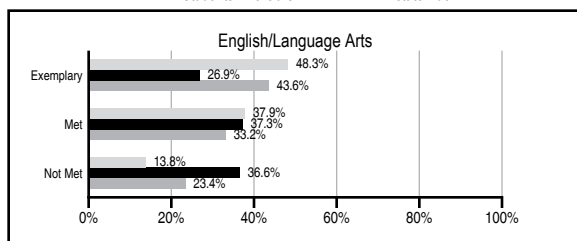
ABSOLUTE RATINGS OF ELEMENTARY SCHOOLS WITH STUDENTS LIKE OURS*

| EXCELLENT | GOOD | AVERAGE | BELOW AVERAGE | AT-RISK |
|-----------|------|---------|---------------|---------|
| 2 | 10 | 78 | 47 | 19 |

* Ratings are calculated with data available by 11/07/2012. Schools with Students Like Ours are Elementary Schools with Poverty Indices of no more than 5% above or below the index for this school.

PASS PERFORMANCE

Our School Elementary Schools with Students Like Ours Elementary schools statewide



NAEP PERFORMANCE*

* Performance reported for SC and nation, data not available at school level. Percentages at NAEP Achievement Levels.



SC PERFORMANCE VISION

By 2020 all students will graduate with the knowledge and skills necessary to compete successfully in the global economy, participate in a democratic society and contribute positively as members of families and communities.

Abbreviations Key

N/A Not Applicable N/AV Not Available N/C Not Collected N/R Not Reported I/S Insufficient Sample TBD To be determined

Stono Park Elementary [Charleston County School

SCHOOL PROFILE

| | Our School | Change from Last Year | Elementary Schools with Students Like Ours | Median Elementary School |
|--|------------|-----------------------|--|--------------------------|
| Students (n=304) | | | | |
| Retention rate | 0.4% | Down from 1.5% | 1.3% | 1.0% |
| Attendance rate | 97.2% | Up from 97.0% | 96.3% | 96.6% |
| Served by gifted and talented program | N/AV | N/AV | N/AV | N/AV |
| With disabilities other than speech | N/AV | N/AV | N/AV | N/AV |
| Older than usual for grade | N/AV | N/AV | N/AV | N/AV |
| Out-of-school suspensions or expulsions for violent and/or criminal offenses | 0.0% | No Change | 0.0% | 0.0% |
| Teachers (n=27) | | | | |
| Teachers with advanced degrees | 59.3% | Up from 56.0% | 62.5% | 63.0% |
| Continuing contract teachers | N/AV | N/AV | N/AV | N/AV |
| Teachers returning from previous year | 84.1% | Up from 83.9% | 85.3% | 88.7% |
| Teacher attendance rate | 97.1% | Down from 98.2% | 95.5% | 95.1% |
| Average teacher salary* | \$48,118 | Up 4.6% | \$45,007 | \$47,210 |
| Classes not taught by highly qualified teachers | 0.0% | No Change | 0.0% | 0.0% |
| Professional development days/teacher | 9.1 days | Down from 9.2 days | 9.5 days | 10.5 days |
| School | | | | |
| Principal's years at school | 2.0 | Up from 1.0 | 4.0 | 4.0 |
| Student-teacher ratio in core subjects | 22.5 to 1 | Up from 18.2 to 1 | 18.0 to 1 | 20.0 to 1 |
| Prime instructional time | 94.2% | Down from 94.7% | 90.6% | 90.5% |
| Opportunities in the arts | Good | No Change | Good | Good |
| SACS accreditation | No | No Change | Yes | Yes |
| Parents attending conferences | 100.0% | No Change | 100.0% | 100.0% |
| Character development program | Excellent | No Change | Excellent | Excellent |
| Dollars spent per pupil** | \$8,746 | Up 11.5% | \$8,386 | \$7,247 |
| Percent of expenditures for instruction** | 71.0% | Down from 71.6% | 66.2% | 68.2% |
| Percent of expenditures for teacher salaries** | 69.2% | Up from 68.7% | 62.9% | 65.7% |
| ESEA composite index score | 96.2 | N/A | 81.8 | 91.9 |

* Length of contract = 185+ days.

** Prior year audited financial data available.

EVALUATION RESULTS

| | Teachers | Students* | Parents* |
|--|----------|-----------|----------|
| Number of surveys returned | 15 | 38 | 13 |
| Percent satisfied with learning environment | 100.0% | 84.2% | 84.6% |
| Percent satisfied with social and physical environment | 100.0% | 84.2% | 92.3% |
| Percent satisfied with school-home relations | 100.0% | 94.7% | 92.3% |

*Only students at the highest elementary school grade level at this school and their parents were included.

REPORT OF PRINCIPAL AND SCHOOL IMPROVEMENT COUNCIL

The 2011-2012 school year has been marked by high achievement and award-winning accomplishments for Stono Park Elementary. Our goal has been to duplicate and maintain high levels of success. Our approach by design is making standards-based teaching the top priority. Moving more students to proficient and advanced levels, literacy improvement and teacher quality have been our other key themes.

Stono Park staff continues to grow professionally to refine their teaching practices. The faculty participates in Teacher Curriculum Team meetings, monthly faculty meetings and professional development sessions. The implementation of the Coherent Curriculum, along with standards-based instruction delivered by high-performing teachers serves as the foundation of our core work. In 2011, the school earned a Growth Rating of Good on the state report card, which is an improvement from an Average rating in previous years. Stono Park made AYP in 2011. The school has been recognized for Exemplary implementation of the Response to Intervention program and received the Banner award for a second year for Positive Behavior Intervention Supports.

Early literacy instruction and intervention was a focus for this academic year. The development of First Grade Academy along with Read Well, a research-based reading program allows Stono Park to provide a solid foundation for early reading success. We have also instituted various programs to promote a focus on literacy as well as teaching and learning. The 25 Book Campaign, MAP Masters, Positive Referrals and a Monthly Character Education Award encourages our boys and girls to strive for excellence. There is a quarterly school-wide writing exercise and daily targeted assistance from certified support personnel offering students instruction at their respective levels.

Our students participate in school-wide Book of the Month units, instructional field trips and computer assisted instructional programs. We have a Pre-School club that is innovative in promoting literacy and supporting parents. A fresh fruit and vegetable grant helps us to encourage healthy living and choices with a daily snack option to students as well as a garden which students help to cultivate.

We engage our families and the school community in the educational process every chance we get! An annual Meet the Teacher/Open House night, quarterly parent newsletters, weekly preview sheets, PTA meetings, ParentLink calls and an Annual Reading Celebration all contribute to building strong partnerships. We look forward to establishing new alliances with business partners and volunteers.

At Stono Park Elementary, we believe that it is our charge to develop students who are prepared to compete in a global society. We will continue to focus on providing a safe and caring learning environment where academic excellence is the standard.

Michelle Simmons, Principal

Barbara Ramsey, SIC Chairperson

Comprehensive detail, including definitions of ratings, performance criteria, and explanations of status, is available on www.ed.sc.gov and www.eoc.sc.gov as well as school and school district websites.

Printed versions are available from school districts upon request.

Abbreviations Key

N/A Not Applicable N/AV Not Available N/C Not Collected N/R Not Reported I/S Insufficient Sample TBD To be determined

NI Newly Identified CSI Continuing School Improvement CA Corrective Action RP Plan to Restructure R Restructure DELAY School Improvement Status HOLD School Improvement Status