



SC Annual School Report Card Summary

Angel Oak Elementary
 Charleston County School District
 Grades: PK-5 Enrollment: 400
 Principal: Rodney Moore
 Superintendent: Dr. Nancy J. McGinley
 Board Chair: Mr. Chris Fraser

PERFORMANCE

Comprehensive detail, including definitions of ratings, performance criteria, and explanations of status, is available on www.ed.sc.gov and www.eoc.sc.gov as well as school and school district websites. Printed versions are available from school districts upon request.

YEAR	ABSOLUTE RATING	GROWTH RATING	PALMETTO GOLD AND SILVER AWARD		ESEA/FEDERAL ACCOUNTABILITY RATING SYSTEM	
			General Performance	Closing the Gap	ESEA Grade	Accountability Indicator
2012	Average	Average	TBD	TBD	B	N/A
2011	Average	Average	Silver	N/A	Not Met	N/A
2010	Average	Excellent	Gold	Silver	Met	N/A

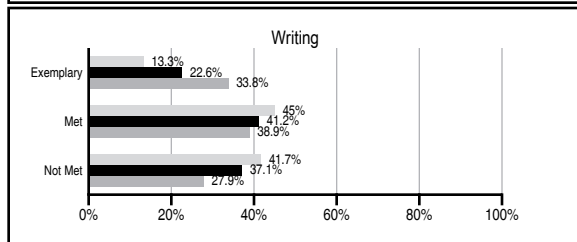
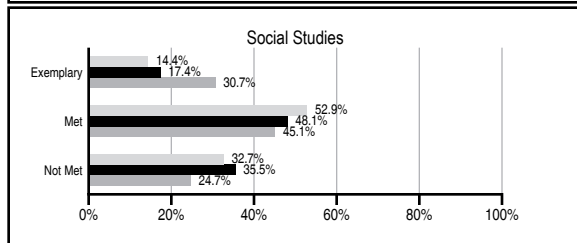
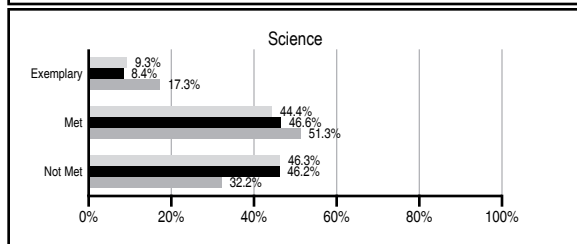
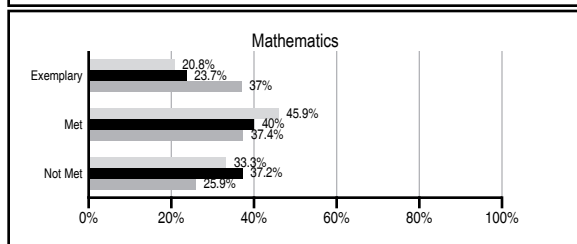
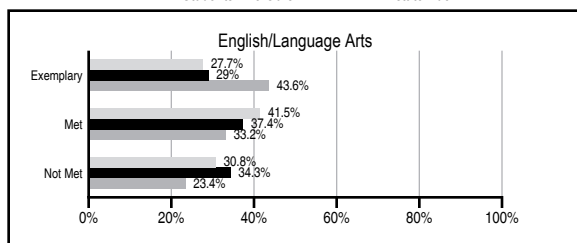
ABSOLUTE RATINGS OF ELEMENTARY SCHOOLS WITH STUDENTS LIKE OURS*

EXCELLENT	GOOD	AVERAGE	BELOW AVERAGE	AT-RISK
4	13	112	43	16

* Ratings are calculated with data available by 11/07/2012. Schools with Students Like Ours are Elementary Schools with Poverty Indices of no more than 5% above or below the index for this school.

PASS PERFORMANCE

Our School Elementary Schools with Students Like Ours Elementary schools statewide



NAEP PERFORMANCE*

* Performance reported for SC and nation, data not available at school level. Percentages at NAEP Achievement Levels.



SC PERFORMANCE VISION

By 2020 all students will graduate with the knowledge and skills necessary to compete successfully in the global economy, participate in a democratic society and contribute positively as members of families and communities.

Abbreviations Key

N/A Not Applicable N/AV Not Available N/C Not Collected N/R Not Reported I/S Insufficient Sample TBD To be determined

Angel Oak Elementary [Charleston County School

SCHOOL PROFILE

	Our School	Change from Last Year	Elementary Schools with Students Like Ours	Median Elementary School
Students (n=400)				
Retention rate	0.6%	Up from 0.0%	1.2%	1.0%
Attendance rate	97.1%	Up from 96.9%	96.3%	96.6%
Served by gifted and talented program	N/AV	N/AV	N/AV	N/AV
With disabilities other than speech	N/AV	N/AV	N/AV	N/AV
Older than usual for grade	N/AV	N/AV	N/AV	N/AV
Out-of-school suspensions or expulsions for violent and/or criminal offenses	0.8%	Down from 1.3%	0.0%	0.0%
Teachers (n=39)				
Teachers with advanced degrees	74.4%	Up from 61.8%	61.2%	63.0%
Continuing contract teachers	N/AV	N/AV	N/AV	N/AV
Teachers returning from previous year	90.4%	Up from 87.7%	85.7%	88.7%
Teacher attendance rate	97.5%	Up from 97.3%	95.1%	95.1%
Average teacher salary*	\$42,672	Up 3.4%	\$45,417	\$47,210
Classes not taught by highly qualified teachers	0.0%	No Change	0.0%	0.0%
Professional development days/teacher	17.8 days	Down from 21.9 days	10.7 days	10.5 days
School				
Principal's years at school	4.0	Up from 3.0	4.0	4.0
Student-teacher ratio in core subjects	18.9 to 1	Up from 15.2 to 1	18.5 to 1	20.0 to 1
Prime instructional time	94.4%	Up from 94.1%	90.5%	90.5%
Opportunities in the arts	Good	No Change	Good	Good
SACS accreditation	No	No Change	Yes	Yes
Parents attending conferences	100.0%	No Change	100.0%	100.0%
Character development program	Excellent	No Change	Excellent	Excellent
Dollars spent per pupil**	\$7,928	Down 0.4%	\$7,928	\$7,247
Percent of expenditures for instruction**	71.0%	Up from 68.0%	67.0%	68.2%
Percent of expenditures for teacher salaries**	68.3%	Up from 64.7%	63.5%	65.7%
ESEA composite index score	84.1	N/A	86.8	91.9

* Length of contract = 185+ days.

** Prior year audited financial data available.

EVALUATION RESULTS

	Teachers	Students*	Parents*
Number of surveys returned	27	44	29
Percent satisfied with learning environment	92.6%	79.1%	89.7%
Percent satisfied with social and physical environment	92.6%	79.5%	92.6%
Percent satisfied with school-home relations	59.3%	93.2%	89.7%

*Only students at the highest elementary school grade level at this school and their parents were included.

REPORT OF PRINCIPAL AND SCHOOL IMPROVEMENT COUNCIL

Angel Oak Elementary School is a Title 1 neighborhood school located on Johns Island. Through shared decision making, a positive climate and high expectations, the Angel Oak family made great strides during the 2011-2012 school year. Four hundred students in Child Development through Fifth Grade attended our 2011 Palmetto Silver Award School. At Angel Oak we use data to drive our instructional decisions. Our academic success is directly tied to our collaborative teacher teams, standards-driven curriculum, and the interventions we use to assist students toward reaching their maximum potential.

The 2011 PASS results revealed continued progress in areas tested and earned our school an "Average" report card Absolute Rating and an "Average" Growth Rating. Angel Oak was recognized by the Charleston County School District as an "Innovating School" for high ratings of our total school program. Our test scores and this honor indicate that we are successfully accomplishing our mission of "Achieving Academic Excellence in an Ever-Changing World". Our mission includes an "Educating the Whole Child" approach and addresses students who are Ready to learn, Respectful, Responsible and critical thinkers. Literacy is the central focus at Angel Oak Elementary School. Project Read, a research-based program that introduces students to various strategies to assist with the five big ideas of reading (phonemic awareness, phonics, vocabulary, fluency, and comprehension) is being implemented. Every classroom is equipped with a SMART Board, computers, document camera and students are engaged with technology daily with the implementation of the pilot 1:1 learning iPad initiative.

During the year our students, families and staff participated in a variety of academic, social and community activities. Staff development focused on research-based strategies for increasing student achievement through Exceeding Expectations: Implementing Brain Research In The Classroom and Classroom Instruction that Works. Staff members attended workshops, conferences, enrolled in courses and visited other classrooms to enhance instruction. Many students participated in our after-school enrichment programs. Our PTA and SIC sponsored events such as: Reading Carnival, Family Reading Night, Family Math and Science Night, Family Movie Night, and PBIS Celebrations. Our students were active in Project Based Learning, musical performances and competitions. Canned goods and "Angel Tree" contributions were collected during the holiday season for needy families. Students raised funds with the help of the Angel Oak Student Council for Muscular Dystrophy. Our students participated in math contests, spelling bees, essay contests, art contests, tennis and track competitions and the Lowcountry Science Fair.

As we strive to move more students into the "Exemplary" category on PASS, our staff will continue to develop and implement strategies to meet the needs of each learner. At Angel Oak Elementary, we believe all students can reach their APEX and we celebrate each student's diversity and success.

Rodney Moore, Principal
Reilly, SIC Chairperson

Elizabeth

Comprehensive detail, including definitions of ratings, performance criteria, and explanations of status, is available on www.ed.sc.gov and www.eoc.sc.gov as well as school and school district websites.

Printed versions are available from school districts upon request.

Abbreviations Key

N/A Not Applicable N/AV Not Available N/C Not Collected N/R Not Reported I/S Insufficient Sample TBD To be determined
NI Newly Identified CSI Continuing School Improvement CA Corrective Action RP Plan to Restructure R Restructure DELAY School Improvement Status HOLD School Improvement Status