



SC Annual School Report Card Summary

Mt. Pleasant Academy
Charleston County School District
Grades: PK-5 **Enrollment: 505**
Principal: Jane McGee-Davis
Superintendent: Dr. Nancy J. McGinley
Board Chair: Mr. Chris Fraser

PERFORMANCE

Comprehensive detail, including definitions of ratings, performance criteria, and explanations of status, is available on www.ed.sc.gov and www.eoc.sc.gov as well as school and school district websites. Printed versions are available from school districts upon request.

YEAR	ABSOLUTE RATING	GROWTH RATING	PALMETTO GOLD AND SILVER AWARD		ESEA/FEDERAL ACCOUNTABILITY RATING SYSTEM	
			General Performance	Closing the Gap	ESEA Grade	Accountability Indicator
2012	Excellent	Excellent	TBD	TBD	A	N/A
2011	Excellent	Excellent	Gold	Silver	Met	N/A
2010	Excellent	Excellent	Gold	N/A	Met	N/A

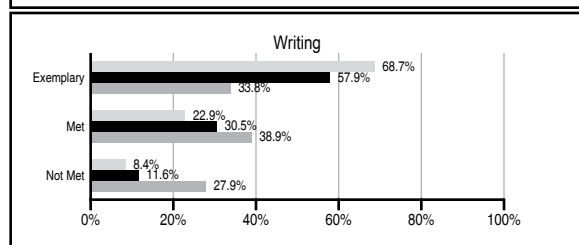
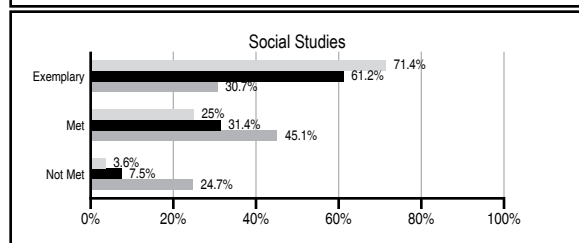
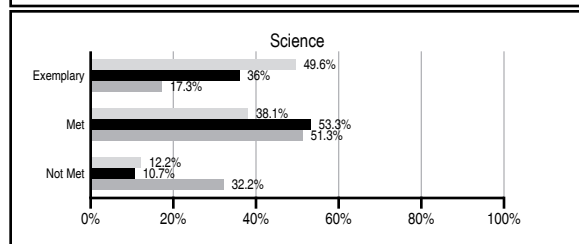
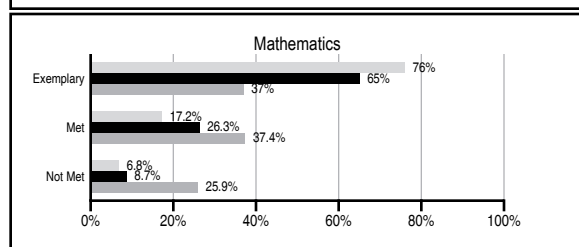
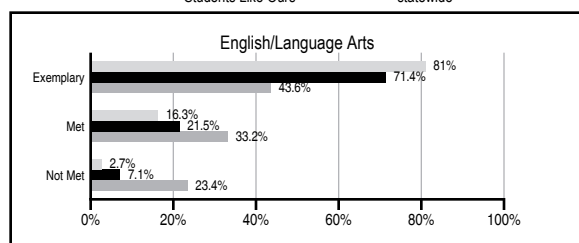
ABSOLUTE RATINGS OF ELEMENTARY SCHOOLS WITH STUDENTS LIKE OURS*

EXCELLENT	GOOD	AVERAGE	BELOW AVERAGE	AT-RISK
16	0	0	0	0

* Ratings are calculated with data available by 11/07/2012. Schools with Students Like Ours are Elementary Schools with Poverty Indices of no more than 5% above or below the index for this school.



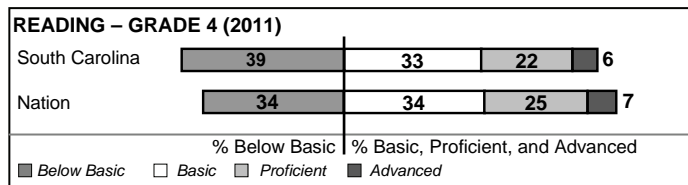
PASS PERFORMANCE

Our School Elementary Schools with Students Like Ours Elementary schools statewide



NAEP PERFORMANCE*

* Performance reported for SC and nation, data not available at school level. Percentages at NAEP Achievement Levels.



SC PERFORMANCE VISION

By 2020 all students will graduate with the knowledge and skills necessary to compete successfully in the global economy, participate in a democratic society and contribute positively as members of families and communities.

Abbreviations Key

N/A Not Applicable N/AV Not Available N/C Not Collected N/R Not Reported I/S Insufficient Sample TBD To be determined

Mt. Pleasant Academy [Charleston County School

SCHOOL PROFILE

	Our School	Change from Last Year	Elementary Schools with Students Like Ours	Median Elementary School
Students (n=505)				
Retention rate	0.4%	Up from 0.2%	0.7%	1.0%
Attendance rate	97.1%	Up from 96.7%	97.4%	96.6%
Served by gifted and talented program	N/AV	N/AV	N/AV	N/AV
With disabilities other than speech	N/AV	N/AV	N/AV	N/AV
Older than usual for grade	N/AV	N/AV	N/AV	N/AV
Out-of-school suspensions or expulsions for violent and/or criminal offenses	0.2%	Up from 0.0%	0.0%	0.0%
Teachers (n=32)				
Teachers with advanced degrees	75.0%	Down from 76.7%	69.7%	63.0%
Continuing contract teachers	N/AV	N/AV	N/AV	N/AV
Teachers returning from previous year	89.4%	Down from 90.4%	91.4%	88.7%
Teacher attendance rate	97.9%	Up from 97.6%	95.0%	95.1%
Average teacher salary*	\$47,329	Down 0.0%	\$49,975	\$47,210
Classes not taught by highly qualified teachers	0.0%	Down from 15.2%	0.0%	0.0%
Professional development days/teacher	8.0 days	Up from 7.2 days	10.3 days	10.5 days
School				
Principal's years at school	24.0	Up from 23.0	5.5	4.0
Student-teacher ratio in core subjects	20.2 to 1	Down from 20.9 to 1	21.1 to 1	20.0 to 1
Prime instructional time	94.8%	Up from 94.3%	90.9%	90.5%
Opportunities in the arts	Good	Up from Fair	Good	Good
SACS accreditation	No	No Change	Yes	Yes
Parents attending conferences	97.5%	Up from 97.4%	100.0%	100.0%
Character development program	Good	No Change	Excellent	Excellent
Dollars spent per pupil**	\$7,438	Up 5.5%	\$6,677	\$7,247
Percent of expenditures for instruction**	65.9%	Down from 66.9%	70.4%	68.2%
Percent of expenditures for teacher salaries**	64.4%	Down from 65.4%	69.5%	65.7%
ESEA composite index score	99.0	N/A	98.3	91.9

* Length of contract = 185+ days.

** Prior year audited financial data available.

EVALUATION RESULTS

	Teachers	Students*	Parents*
Number of surveys returned	34	83	52
Percent satisfied with learning environment	100.0%	100.0%	93.9%
Percent satisfied with social and physical environment	100.0%	93.9%	98.1%
Percent satisfied with school-home relations	100.0%	94.0%	94.2%

*Only students at the highest elementary school grade level at this school and their parents were included.

REPORT OF PRINCIPAL AND SCHOOL IMPROVEMENT COUNCIL

The Mt. Pleasant Academy faculty, staff and the School Improvement Council are proud to share our 2012 successes with you. We have had another wonderful year of enthusiastic teaching and engaged learning.

Mt. Pleasant Academy is a National No Child Left Behind Blue Ribbon School where all children are challenged to reach their full potential. In 2011, we continued to be among the highest achieving elementary schools in South Carolina, and we have been awarded the Palmetto Gold Award by the State Department of Education every year. We continually earn an absolute rating of excellent on the South Carolina Annual School Report Card.

Academic excellence is a priority at Mt. Pleasant Academy. In building excellence, we embrace the mission of our school: to work in partnership with families and the community, to assist each student to excel academically, to act responsibly, and to expand talents and social skills by providing diverse learning experiences in a nurturing environment. Our mission is accomplished through a cohesive partnership among teachers, students, parents, and community members working together with the common goal of providing high quality education.

In addition, we support the Charleston Achieving Excellence Plan and will continue to work together to provide an exemplary educational program for every child at Mt. Pleasant Academy.

Jane Davis, Principal
Carter, SIC Chairperson

DeVeaux

Comprehensive detail, including definitions of ratings, performance criteria, and explanations of status, is available on www.ed.sc.gov and www.eoc.sc.gov as well as school and school district websites.

Printed versions are available from school districts upon request.

Abbreviations Key

N/A Not Applicable N/AV Not Available N/C Not Collected N/R Not Reported I/S Insufficient Sample TBD To be determined
NI Newly Identified CSI Continuing School Improvement CA Corrective Action RP Plan to Restructure R Restructure DELAY School Improvement Status HOLD School Improvement Status