



# SC Annual School Report Card Summary

Jennie Moore Elementary  
Charleston County School District  
Grades: PK-5 Enrollment: 756  
Principal: Karen Felder  
Superintendent: Dr. Nancy J. McGinley  
Board Chair: Mr. Chris Fraser

## PERFORMANCE

Comprehensive detail, including definitions of ratings, performance criteria, and explanations of status, is available on [www.ed.sc.gov](http://www.ed.sc.gov) and [www.eoc.sc.gov](http://www.eoc.sc.gov) as well as school and school district websites. Printed versions are available from school districts upon request.

YEAR	ABSOLUTE RATING	GROWTH RATING	PALMETTO GOLD AND SILVER AWARD		ESEA/FEDERAL ACCOUNTABILITY RATING SYSTEM	
			General Performance	Closing the Gap	ESEA Grade	Accountability Indicator
2012	Excellent	Excellent	TBD	TBD	A	N/A
2011	Excellent	Excellent	Gold	N/A	Met	N/A
2010	Excellent	Excellent	Gold	Silver	Met	N/A

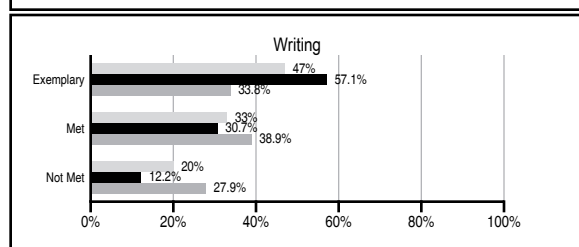
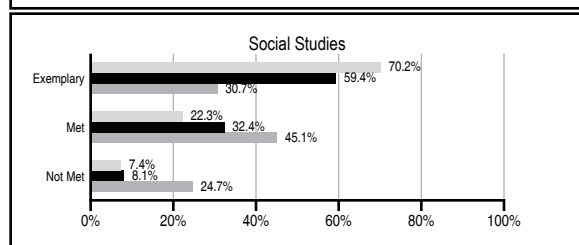
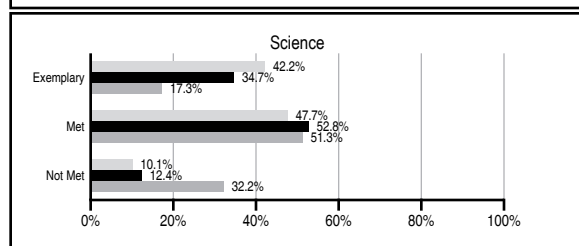
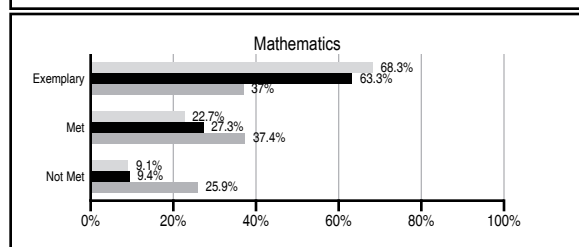
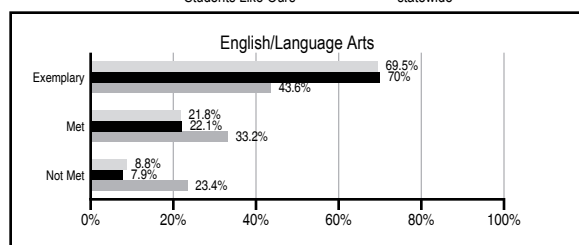
## ABSOLUTE RATINGS OF ELEMENTARY SCHOOLS WITH STUDENTS LIKE OURS\*

EXCELLENT	GOOD	AVERAGE	BELOW AVERAGE	AT-RISK
17	0	0	0	0

\* Ratings are calculated with data available by 11/07/2012. Schools with Students Like Ours are Elementary Schools with Poverty Indices of no more than 5% above or below the index for this school.



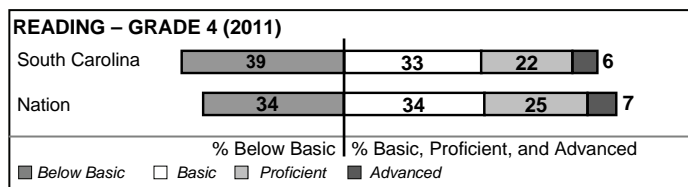
## PASS PERFORMANCE

Our School Elementary Schools with Students Like Ours Elementary schools statewide



## NAEP PERFORMANCE\*

\* Performance reported for SC and nation, data not available at school level. Percentages at NAEP Achievement Levels.



## SC PERFORMANCE VISION

By 2020 all students will graduate with the knowledge and skills necessary to compete successfully in the global economy, participate in a democratic society and contribute positively as members of families and communities.

### Abbreviations Key

N/A Not Applicable N/AV Not Available N/C Not Collected N/R Not Reported I/S Insufficient Sample TBD To be determined

# Jennie Moore Elementary [Charleston County School District]

## SCHOOL PROFILE

	Our School	Change from Last Year	Elementary Schools with Students Like Ours	Median Elementary School
<b>Students (n=756)</b>				
Retention rate	1.3%	Up from 1.0%	0.7%	1.0%
Attendance rate	96.4%	Up from 96.2%	97.3%	96.6%
Served by gifted and talented program	N/AV	N/AV	N/AV	N/AV
With disabilities other than speech	N/AV	N/AV	N/AV	N/AV
Older than usual for grade	N/AV	N/AV	N/AV	N/AV
Out-of-school suspensions or expulsions for violent and/or criminal offenses	0.0%	No Change	0.0%	0.0%
<b>Teachers (n=49)</b>				
Teachers with advanced degrees	75.5%	Down from 80.9%	67.9%	63.0%
Continuing contract teachers	N/AV	N/AV	N/AV	N/AV
Teachers returning from previous year	95.0%	Up from 93.2%	90.3%	88.7%
Teacher attendance rate	98.3%	Up from 96.4%	95.5%	95.1%
Average teacher salary*	\$50,222	Up 1.3%	\$49,392	\$47,210
Classes not taught by highly qualified teachers	0.0%	No Change	0.0%	0.0%
Professional development days/teacher	10.6 days	Up from 7.6 days	10.0 days	10.5 days
<b>School</b>				
Principal's years at school	8.0	Up from 7.0	6.0	4.0
Student-teacher ratio in core subjects	23.1 to 1	Up from 22.8 to 1	21.2 to 1	20.0 to 1
Prime instructional time	94.4%	Up from 92.6%	92.5%	90.5%
Opportunities in the arts	Excellent	No Change	Good	Good
SACS accreditation	No	No Change	Yes	Yes
Parents attending conferences	100.0%	No Change	100.0%	100.0%
Character development program	Excellent	No Change	Excellent	Excellent
Dollars spent per pupil**	\$6,307	Up 0.2%	\$6,428	\$7,247
Percent of expenditures for instruction**	72.6%	Down from 72.7%	69.7%	68.2%
Percent of expenditures for teacher salaries**	71.6%	No Change	69.0%	65.7%
ESEA composite index score	98.7	N/A	97.9	91.9

\* Length of contract = 185+ days.

\*\* Prior year audited financial data available.

## EVALUATION RESULTS

	Teachers	Students*	Parents*
Number of surveys returned	34	114	60
Percent satisfied with learning environment	100.0%	88.6%	96.5%
Percent satisfied with social and physical environment	100.0%	85.1%	83.1%
Percent satisfied with school-home relations	100.0%	96.5%	91.4%

\*Only students at the highest elementary school grade level at this school and their parents were included.

## REPORT OF PRINCIPAL AND SCHOOL IMPROVEMENT COUNCIL

Jennie Moore Elementary School is an arts-infused magnet school that serving the East Cooper Area. Our mission is to actively engage students to become creative life-long learners. The comprehensive fine arts program at Jennie Moore is integrated across a strong academic curriculum. All of our students have the opportunity to learn and to develop their creative skills through Art, Music, PE, Drama, Spanish, and Technology with instruction based on the South Carolina Standards. The administration, faculty, and staff are committed to continuing our tradition of providing a strong foundation for all students through a coherent curriculum, diverse learning experiences, and special programs meeting the needs of all learners.

Jennie Moore students continue to demonstrate high academic performance. Based on the 2011 PASS test results, Jennie Moore received an overall rating of Excellent and an improvement rating of Excellent. Jennie Moore administration, faculty, and staff continue to seek ways to challenge students in their academics. The results of the MAP assessments and other data are continuously analyzed so our instruction can meet the needs of our learners and foster growth in our students. We were proud to be awarded the Palmetto Gold Award for overall achievement for the 2010-2011 school year.

Strong parental involvement and active community support have contributed to our successes. We are fortunate to have parents, volunteers, and community members participate in our school's activities. It is through the collaborative efforts of the teachers, staff, administration, parents, and community that we are able to create a positive, nurturing learning environment which fosters high expectations for all of our students.

As we celebrate our many accomplishments and achievements, we are confident we will continue to fulfill our mission and make excellent progress in the years to come.

Karen Felder, Principal  
Handegan, SIC Chair

Jill

Comprehensive detail, including definitions of ratings, performance criteria, and explanations of status, is available on [www.ed.sc.gov](http://www.ed.sc.gov) and [www.eoc.sc.gov](http://www.eoc.sc.gov) as well as school and school district websites.

Printed versions are available from school districts upon request.

### Abbreviations Key

N/A Not Applicable N/AV Not Available N/C Not Collected N/R Not Reported I/S Insufficient Sample TBD To be determined  
NI Newly Identified CSI Continuing School Improvement CA Corrective Action RP Plan to Restructure R Restructure DELAY School Improvement Status HOLD School Improvement Status