



SC Annual School Report Card Summary

Memminger Elementary
Charleston County School District
Grades: PK-6 Enrollment: 341
Principal: Dr. Teresa Nowlin
Superintendent: Dr. Nancy J. McGinley
Board Chair: Mr. Chris Fraser

PERFORMANCE

Comprehensive detail, including definitions of ratings, performance criteria, and explanations of status, is available on www.ed.sc.gov and www.eoc.sc.gov as well as school and school district websites. Printed versions are available from school districts upon request.

YEAR	ABSOLUTE RATING	GROWTH RATING	PALMETTO GOLD AND SILVER AWARD		ESEA/FEDERAL ACCOUNTABILITY RATING SYSTEM	
			General Performance	Closing the Gap	ESEA Grade	Accountability Indicator
2012	At-Risk	At-Risk	TBD	TBD	F	Priority
2011	Below Average	At-Risk	N/A	N/A	Not Met	N/A
2010	Below Average	Below Average	N/A	N/A	Met	N/A

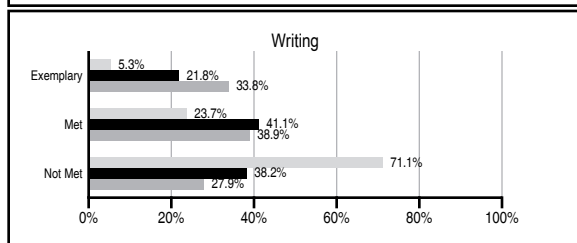
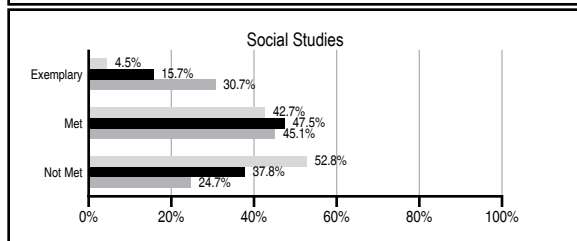
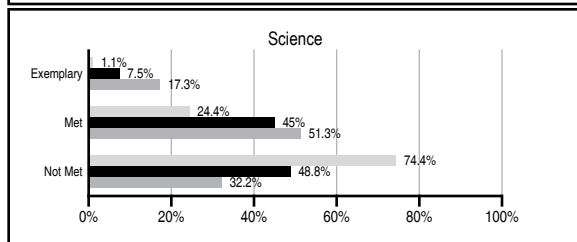
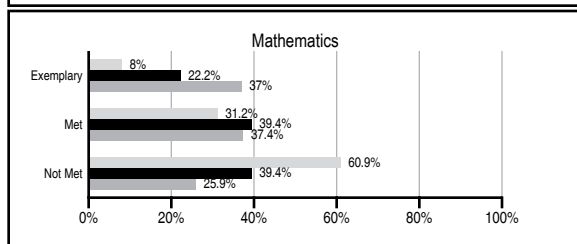
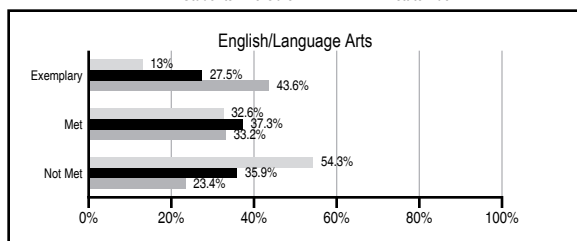
ABSOLUTE RATINGS OF ELEMENTARY SCHOOLS WITH STUDENTS LIKE OURS*

EXCELLENT	GOOD	AVERAGE	BELOW AVERAGE	AT-RISK
2	12	91	49	20

* Ratings are calculated with data available by 11/07/2012. Schools with Students Like Ours are Elementary Schools with Poverty Indices of no more than 5% above or below the index for this school.

PASS PERFORMANCE

Our School Elementary Schools with Students Like Ours Elementary schools statewide



NAEP PERFORMANCE*

* Performance reported for SC and nation, data not available at school level. Percentages at NAEP Achievement Levels.



SC PERFORMANCE VISION

By 2020 all students will graduate with the knowledge and skills necessary to compete successfully in the global economy, participate in a democratic society and contribute positively as members of families and communities.

Abbreviations Key

N/A Not Applicable N/AV Not Available N/C Not Collected N/R Not Reported I/S Insufficient Sample TBD To be determined

Memminger Elementary [Charleston County School

SCHOOL PROFILE

	Our School	Change from Last Year	Elementary Schools with Students Like Ours	Median Elementary School
Students (n=341)				
Retention rate	0.4%	Down from 3.2%	1.3%	1.0%
Attendance rate	95.2%	Up from 95.0%	96.3%	96.6%
Served by gifted and talented program	N/AV	N/AV	N/AV	N/AV
With disabilities other than speech	N/AV	N/AV	N/AV	N/AV
Older than usual for grade	N/AV	N/AV	N/AV	N/AV
Out-of-school suspensions or expulsions for violent and/or criminal offenses	5.3%	Up from 2.3%	0.0%	0.0%
Teachers (n=31)				
Teachers with advanced degrees	61.3%	Up from 58.1%	62.8%	63.0%
Continuing contract teachers	N/AV	N/AV	N/AV	N/AV
Teachers returning from previous year	77.8%	Down from 81.5%	85.3%	88.7%
Teacher attendance rate	97.4%	Up from 96.7%	95.3%	95.1%
Average teacher salary*	\$42,539	Up 2.3%	\$45,127	\$47,210
Classes not taught by highly qualified teachers	1.1%	Down from 3.2%	0.0%	0.0%
Professional development days/teacher	7.4 days	Up from 4.8 days	9.6 days	10.5 days
School				
Principal's years at school	1.0	Down from 3.0	4.0	4.0
Student-teacher ratio in core subjects	27.2 to 1	Up from 13.5 to 1	18.1 to 1	20.0 to 1
Prime instructional time	92.1%	Up from 91.3%	90.6%	90.5%
Opportunities in the arts	Good	No Change	Good	Good
SACS accreditation	No	No Change	Yes	Yes
Parents attending conferences	100.0%	No Change	100.0%	100.0%
Character development program	Excellent	Up from Good	Excellent	Excellent
Dollars spent per pupil**	\$10,603	Up 22.5%	\$8,317	\$7,247
Percent of expenditures for instruction**	65.3%	Down from 67.3%	66.3%	68.2%
Percent of expenditures for teacher salaries**	62.9%	Down from 64.8%	63.3%	65.7%
ESEA composite index score	30.4	N/A	84.4	91.9

* Length of contract = 185+ days.

** Prior year audited financial data available.

EVALUATION RESULTS

	Teachers	Students*	Parents*
Number of surveys returned	16	18	11
Percent satisfied with learning environment	56.3%	55.6%	54.5%
Percent satisfied with social and physical environment	50.0%	64.7%	63.6%
Percent satisfied with school-home relations	37.5%	94.4%	72.7%

*Only students at the highest elementary school grade level at this school and their parents were included.

REPORT OF PRINCIPAL AND SCHOOL IMPROVEMENT COUNCIL

Memminger School of Global Studies: A University Partnership is excited to be in its third year of implementing our partial magnet curriculum school-wide. Through a rigorous inquiry-based approach, this program brings the county's coherent curriculum to life through the use of geography, social studies, language acquisition, and cultural appreciation.

In 2010, Memminger relocated to a temporary "swing" space in order to address life safety issues in our previous building. Our newly built, brand new, state of the art facility is projected to open in August 2013. Throughout this transition our diverse and dedicated school faculty continues to support our downtown community by keeping student learning, academic achievement, and student emotional wellness top priorities.

Although the faculty, staff, students, and parents worked hard to improve student achievement, Memminger did not make Adequate Yearly Progress based on on the 2011 PASS Assessment. In July 2011, Memminger welcomed its new Principal, Dr. Teresa Nowlin and continues to strive for academic success of all students.

We continue to make progress in raising our academic achievement by using instructional techniques that are best practices, honoring instructional time, involving both students and parents in the learning process, as well as, providing staff development that is meaningful in enhancing the school's academic growth.

Our greatest challenge continues to be closing the gap between primary and elementary student achievement at an accelerated rate. In order to meet these challenges, our teachers have had additional training in using data to make instructional decisions.

We will continue to use school-wide norming data, MAP benchmarking, and PASS analysis as well as AIMSweb to improve classroom instruction. All teachers in grades K-2 will follow a district-wide literacy model with pathways for students not at benchmark. Through our First Grade Academy program we have seen tremendous gains in student improvement increasing the number of students on grade level at the end of first grade.

Memminger continues its partnerships with the College of Charleston, Grace Church, Mt. Zion AME Church, Charleston Restaurant Association, Communities in Schools, WINGS for kids, Book Buddies, Charleston Area Children's Garden Project with Darlena Goodwin, and several other local businesses and organizations.

This year we plan on increasing student achievement by strategically using our partnerships to along with research-based, best practices to increase student engagement, strengthen parental involvement initiatives, improve student and teacher attendance, and provide rigorous instruction across all grade levels.

Dr. Teresa Nowlin, Principal
Overcash, SIC Chairperson

Laura

Comprehensive detail, including definitions of ratings, performance criteria, and explanations of status, is available on www.ed.sc.gov and www.eoc.sc.gov as well as school and school district websites.

Printed versions are available from school districts upon request.

Abbreviations Key

N/A Not Applicable N/AV Not Available N/C Not Collected N/R Not Reported I/S Insufficient Sample TBD To be determined

NI Newly Identified CSI Continuing School Improvement CA Corrective Action RP Plan to Restructure R Restructure DELAY School Improvement Status HOLD School Improvement Status