



SC Annual School Report Card Summary

Chicora Elementary
Charleston County School District
Grades: PK-5 Enrollment: 401
Principal: Brian Agnew (Interim)
Superintendent: Dr. Nancy J. McGinley
Board Chair: Mr. Chris Fraser

PERFORMANCE

Comprehensive detail, including definitions of ratings, performance criteria, and explanations of status, is available on www.ed.sc.gov and www.eoc.sc.gov as well as school and school district websites. Printed versions are available from school districts upon request.

YEAR	ABSOLUTE RATING	GROWTH RATING	PALMETTO GOLD AND SILVER AWARD		ESEA/FEDERAL ACCOUNTABILITY RATING SYSTEM	
			General Performance	Closing the Gap	ESEA Grade	Accountability Indicator
2012	Average	Average	TBD	TBD	A	Reward
2011	Below Average	Average	Silver	N/A	Not Met	N/A
2010	Below Average	Average	N/A	N/A	Met	N/A

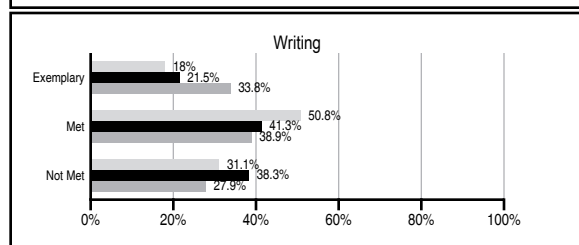
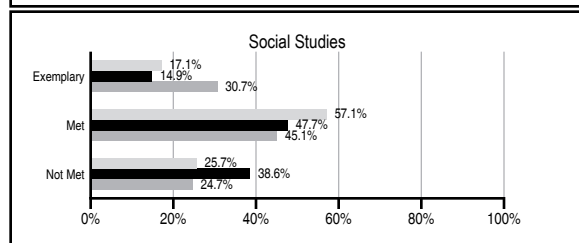
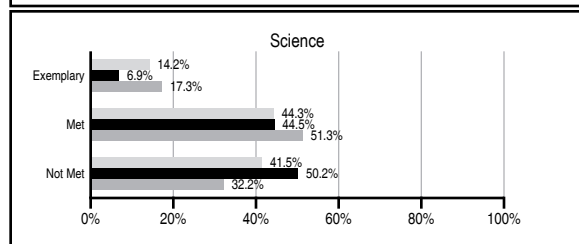
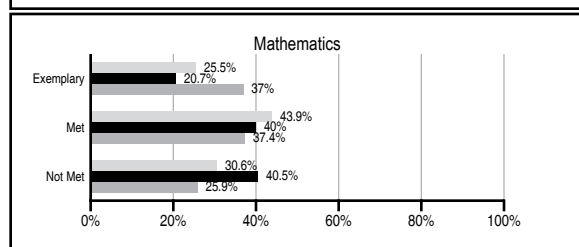
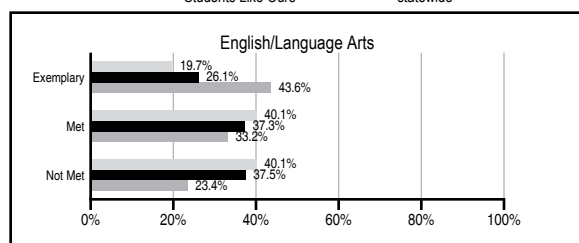
ABSOLUTE RATINGS OF ELEMENTARY SCHOOLS WITH STUDENTS LIKE OURS*

EXCELLENT	GOOD	AVERAGE	BELOW AVERAGE	AT-RISK
1	5	67	42	16

* Ratings are calculated with data available by 11/07/2012. Schools with Students Like Ours are Elementary Schools with Poverty Indices of no more than 5% above or below the index for this school.

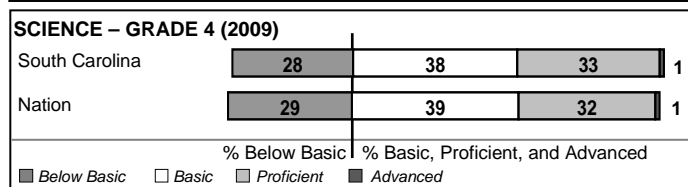
PASS PERFORMANCE

Our School Elementary Schools with Students Like Ours Elementary schools statewide



NAEP PERFORMANCE*

* Performance reported for SC and nation, data not available at school level. Percentages at NAEP Achievement Levels.



SC PERFORMANCE VISION

By 2020 all students will graduate with the knowledge and skills necessary to compete successfully in the global economy, participate in a democratic society and contribute positively as members of families and communities.

Abbreviations Key

N/A Not Applicable N/AV Not Available N/C Not Collected N/R Not Reported I/S Insufficient Sample TBD To be determined

Chicora Elementary [Charleston County School District]

SCHOOL PROFILE

	Our School	Change from Last Year	Elementary Schools with Students Like Ours	Median Elementary School
Students (n=401)				
Retention rate	0.3%	Up from 0.0%	1.2%	1.0%
Attendance rate	98.1%	Up from 97.4%	96.4%	96.6%
Served by gifted and talented program	N/AV	N/AV	N/AV	N/AV
With disabilities other than speech	N/AV	N/AV	N/AV	N/AV
Older than usual for grade	N/AV	N/AV	N/AV	N/AV
Out-of-school suspensions or expulsions for violent and/or criminal offenses	0.2%	No Change	0.0%	0.0%
Teachers (n=38)				
Teachers with advanced degrees	63.2%	Down from 63.9%	62.5%	63.0%
Continuing contract teachers	N/AV	N/AV	N/AV	N/AV
Teachers returning from previous year	85.7%	Up from 84.9%	84.7%	88.7%
Teacher attendance rate	98.8%	Up from 98.7%	95.3%	95.1%
Average teacher salary*	\$43,158	Up 0.1%	\$44,662	\$47,210
Classes not taught by highly qualified teachers	0.0%	Down from 3.1%	0.0%	0.0%
Professional development days/teacher	12.5 days	Up from 10.6 days	9.5 days	10.5 days
School				
Principal's years at school	7.0	Up from 6.0	4.0	4.0
Student-teacher ratio in core subjects	14.6 to 1	Up from 14.0 to 1	18.0 to 1	20.0 to 1
Prime instructional time	96.9%	Up from 96.1%	90.6%	90.5%
Opportunities in the arts	Good	No Change	Good	Good
SACS accreditation	No	No Change	Yes	Yes
Parents attending conferences	99.8%	Down from 100.0%	100.0%	100.0%
Character development program	Excellent	No Change	Excellent	Excellent
Dollars spent per pupil**	\$8,638	Up 8.0%	\$8,384	\$7,247
Percent of expenditures for instruction**	68.6%	Up from 68.4%	66.1%	68.2%
Percent of expenditures for teacher salaries**	66.8%	Up from 66.5%	62.8%	65.7%
ESEA composite index score	95.6	N/A	79.6	91.9

* Length of contract = 185+ days.

** Prior year audited financial data available.

EVALUATION RESULTS

	Teachers	Students*	Parents*
Number of surveys returned	31	56	24
Percent satisfied with learning environment	93.5%	90.9%	91.7%
Percent satisfied with social and physical environment	90.3%	87.5%	95.8%
Percent satisfied with school-home relations	83.9%	89.3%	91.3%

*Only students at the highest elementary school grade level at this school and their parents were included.

REPORT OF PRINCIPAL AND SCHOOL IMPROVEMENT COUNCIL

Chicora is a Communications Magnet School, the only one of its kind in the district. "Excellence is our Standard" is our motto, and our theme and focus is communications in all types of media. In 2012, Chicora has been recognized by the State Department as a Palmetto Silver Medallion winner for substantial improvements over the last three years. Chicora was also recognized by the State Department as a Red Carpet School in 2010.

An energetic, highly-qualified, enthusiastic faculty and staff are keys to the success at Chicora Elementary School. Important parts of our continuous plan for improvement is relevant monthly staff development that addresses the specific needs of Chicora, as well as, reduced class size that allows teachers to give extra attention to individual students. We evaluate our programs' strengths and weaknesses based on MAP scores, PASS, surveys, and other data.

We will continue with our school-wide reading program, the 25 Book Campaign, which includes a reading celebration in May. A highly effective parenting team continues to develop good home/school relationships. Our mentoring program grows every year. Our goal is one mentor for every child. We have formed many partnerships. One of them is with Wings, which provides a quality after-school program. We are also a Charleston Promise Neighborhood school which has provided our students and families with additional resources.

An updated state-of-the-art computer lab with a certified teacher has been an asset for the school and community. At Chicora, we utilize technology to enrich and increase student achievement in all academic areas. Every classroom has a Smartboard and an enhanced sound system. The fifth and fourth grade teachers are excited that their students continue to progress with the Read 180 and Read About programs, two unique reading programs that integrate technology, English Language Arts, and the content areas. Successmaker, a reading and math technology program, is used in second through fourth grades. We also have the Literacy Pathways for students in kindergarten to third grade who are struggling in reading.

The principal continues to have an open door policy to help ensure a school climate that is friendly and inviting. Chicora has a talented, dedicated faculty and staff who work hard each day to provide meaningful experiences and lessons for our students. The students' potential is great, and we strive daily to unlock that potential and help all of our children become successful. We recognize that students will rise to exemplary performance with high expectations, and that is what we demand for and from the students at Chicora School of Communications.

Camille Hendrix, Principal
Spann, SIC Chairperson

Leah

Comprehensive detail, including definitions of ratings, performance criteria, and explanations of status, is available on www.ed.sc.gov and www.eoc.sc.gov as well as school and school district websites.

Printed versions are available from school districts upon request.

Abbreviations Key

N/A Not Applicable N/AV Not Available N/C Not Collected N/R Not Reported I/S Insufficient Sample TBD To be determined
NI Newly Identified CSI Continuing School Improvement CA Corrective Action RP Plan to Restructure R Restructure DELAY School Improvement Status HOLD School Improvement Status