



SC Annual School Report Card Summary

Red Cedar Elementary
 Beaufort County School District
 Grades: PK-5 Enrollment: 731
 Principal: Kathleen K. Corley
 Superintendent: Dr. Valerie Truesdale
 Board Chair: Fred Washington

PERFORMANCE

Comprehensive detail, including definitions of ratings, performance criteria, and explanations of status, is available on www.ed.sc.gov and www.eoc.sc.gov as well as school and school district websites. Printed versions are available from school districts upon request.

YEAR	ABSOLUTE RATING	GROWTH RATING	PALMETTO GOLD AND SILVER AWARD		ESEA/FEDERAL ACCOUNTABILITY RATING SYSTEM	
			General Performance	Closing the Gap	ESEA Grade	Accountability Indicator
2012	Good	Good	TBD	TBD	A	N/A
2011	Average	Good	Silver	Silver	Met	N/A
2010	Average	Good	Silver	N/A	Met	N/A

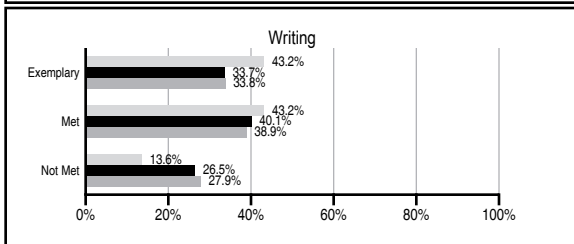
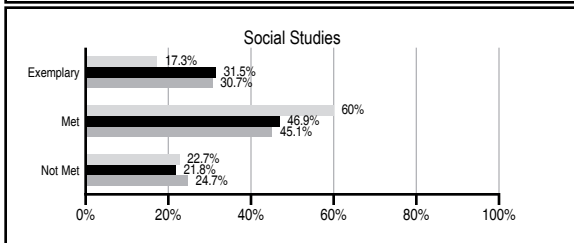
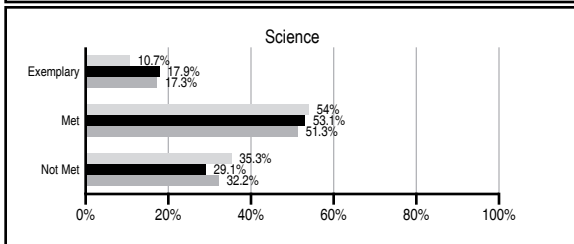
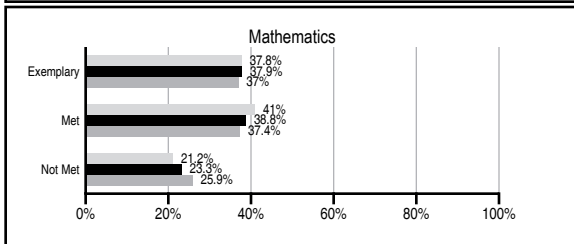
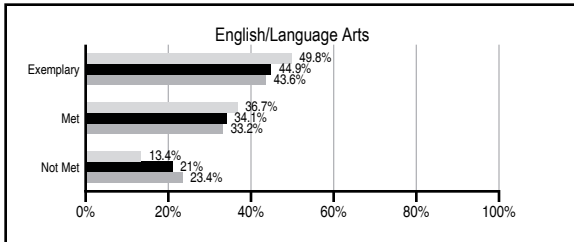
ABSOLUTE RATINGS OF ELEMENTARY SCHOOLS WITH STUDENTS LIKE OURS*

EXCELLENT	GOOD	AVERAGE	BELOW AVERAGE	AT-RISK
27	51	47	1	0

* Ratings are calculated with data available by 11/07/2012. Schools with Students Like Ours are Elementary Schools with Poverty Indices of no more than 5% above or below the index for this school.

PASS PERFORMANCE

Our School
 Elementary Schools with Students Like Ours
 Elementary schools statewide



NAEP PERFORMANCE*

* Performance reported for SC and nation, data not available at school level. Percentages at NAEP Achievement Levels.



SC PERFORMANCE VISION

By 2020 all students will graduate with the knowledge and skills necessary to compete successfully in the global economy, participate in a democratic society and contribute positively as members of families and communities.

Abbreviations Key

N/A Not Applicable N/AV Not Available N/C Not Collected N/R Not Reported I/S Insufficient Sample TBD To be determined

Red Cedar Elementary [Beaufort County School District]

SCHOOL PROFILE

	Our School	Change from Last Year	Elementary Schools with Students Like Ours	Median Elementary School
Students (n=731)				
Retention rate	3.1%	Down from 3.4%	1.1%	1.0%
Attendance rate	97.6%	Up from 97.0%	96.4%	96.6%
Served by gifted and talented program	N/AV	N/AV	N/AV	N/AV
With disabilities other than speech	N/AV	N/AV	N/AV	N/AV
Older than usual for grade	N/AV	N/AV	N/AV	N/AV
Out-of-school suspensions or expulsions for violent and/or criminal offenses	0.0%	No Change	0.0%	0.0%
Teachers (n=53)				
Teachers with advanced degrees	47.2%	Up from 46.9%	61.9%	63.0%
Continuing contract teachers	N/AV	N/AV	N/AV	N/AV
Teachers returning from previous year	N/A	N/A	89.8%	88.7%
Teacher attendance rate	95.1%	Down from 95.5%	95.1%	95.1%
Average teacher salary*	\$44,341	Up 0.1%	\$47,463	\$47,210
Classes not taught by highly qualified teachers	3.2%	Up from 1.7%	0.0%	0.0%
Professional development days/teacher	11.9 days	Up from 9.9 days	11.0 days	10.5 days
School				
Principal's years at school	3.0	Up from 2.0	4.5	4.0
Student-teacher ratio in core subjects	13.6 to 1	Down from 23.7 to 1	19.8 to 1	20.0 to 1
Prime instructional time	91.1%	Up from 91.0%	90.3%	90.5%
Opportunities in the arts	Excellent	No Change	Good	Good
SACS accreditation	Yes	No Change	Yes	Yes
Parents attending conferences	100.0%	No Change	100.0%	100.0%
Character development program	Excellent	Up from Good	Excellent	Excellent
Dollars spent per pupil**	\$6,602	Down 0.6%	\$6,933	\$7,247
Percent of expenditures for instruction**	73.6%	Down from 76.5%	67.8%	68.2%
Percent of expenditures for teacher salaries**	69.9%	Down from 71.4%	65.9%	65.7%
ESEA composite index score	96.7	N/A	91.5	91.9

* Length of contract = 185+ days.

** Prior year audited financial data available.

REPORT OF PRINCIPAL AND SCHOOL IMPROVEMENT COUNCIL

Red Cedar Elementary had another great year!

- Student Achievement
 - 33 Fifth Graders have been k/1 Mentors
 - Brandon Morales won the Knights of Columbus Free Throw Shooting Competition for the State of South Carolina for Boys 10 years old.
 - Students raised \$2,550 for Jump for Heart
 - Students walked the equivalent of 249.5 miles for Walk AT School Day
 - RCES Students along with some adult encouragement developed the Red Cedar Gazette – a student produced newsletter
- Participation in Club Activities
 - Red Cedar has 8 clubs including: Art Club, Compass Learning Club, Dance Ensembles, Drum & Dance, Foxes Trot, Foxes Score Sports, Honors Choir, Theater, Robotics
- Numbers of Students Walking and Riding Their Bikes to School
 - An average of 50 children walk or ride their bikes to school. Red Cedar has worked very hard to encourage healthy habits.
- Volunteerism
 - 174 Volunteers throughout the school year
 - Call Me Mister Program
 - WIT – Whatever It Takes
 - New to Red Cedar for the year 2012-2013 is the Fantastic Fox Program. This is a program formed by parent representatives to encourage other parents to get involved!
- Students Arriving on Time to School
 - Each year our number of late arrival diminishes as we encourage parents to allow us to use every minute possible for learning.
- Attendance
 - Our attendance is at 98!!

EVALUATION RESULTS

	Teachers	Students*	Parents*
Number of surveys returned	39	90	60
Percent satisfied with learning environment	97.4%	92.2%	92.9%
Percent satisfied with social and physical environment	100.0%	86.7%	95.0%
Percent satisfied with school-home relations	94.9%	90.0%	90.0%

*Only students at the highest elementary school grade level at this school and their parents were included.

Comprehensive detail, including definitions of ratings, performance criteria, and explanations of status, is available on www.ed.sc.gov and www.eoc.sc.gov as well as school and school district websites.

Printed versions are available from school districts upon request.

Abbreviations Key

N/A Not Applicable N/AV Not Available N/C Not Collected N/R Not Reported I/S Insufficient Sample TBD To be determined
 NI Newly Identified CSI Continuing School Improvement CA Corrective Action RP Plan to Restructure R Restructure DELAY School Improvement Status HOLD School Improvement Status