



SC Annual School Report Card Summary

Hilton Head Island Elementary School
 Beaufort County School District
 Grades: 1-5 Enrollment: 823
 Principal: Jill McAden
 Superintendent: Dr. Valerie Truesdale
 Board Chair: Fred Washington

PERFORMANCE

Comprehensive detail, including definitions of ratings, performance criteria, and explanations of status, is available on www.ed.sc.gov and www.eoc.sc.gov as well as school and school district websites. Printed versions are available from school districts upon request.

YEAR	ABSOLUTE RATING	GROWTH RATING	PALMETTO GOLD AND SILVER AWARD		ESEA/FEDERAL ACCOUNTABILITY RATING SYSTEM	
			General Performance	Closing the Gap	ESEA Grade	Accountability Indicator
2012	Good	Average	TBD	TBD	B	N/A
2011	Good	Excellent	Gold	Silver	Not Met	N/A
2010	Average	Good	Silver	N/A	Not Met	N/A

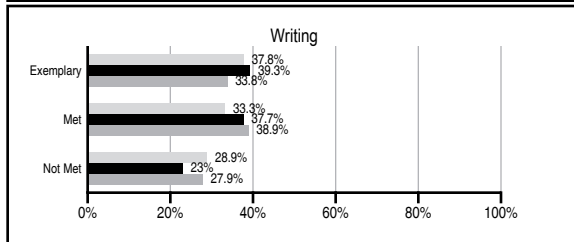
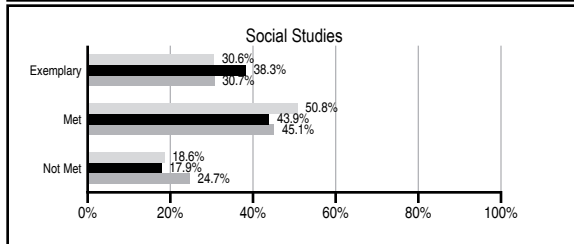
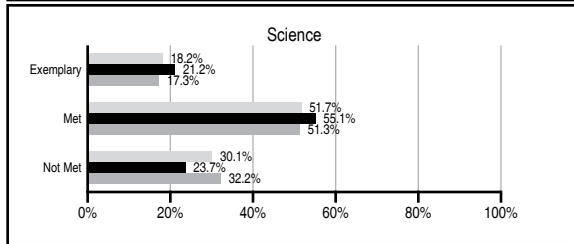
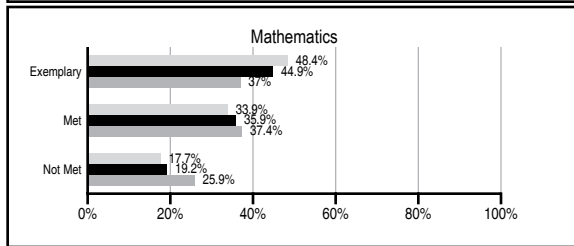
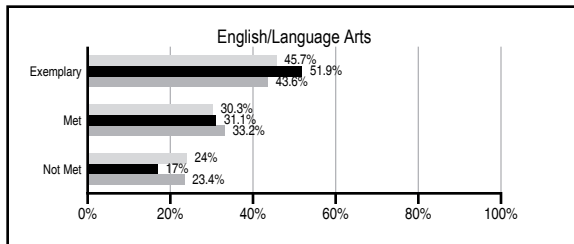
ABSOLUTE RATINGS OF ELEMENTARY SCHOOLS WITH STUDENTS LIKE OURS*

EXCELLENT	GOOD	AVERAGE	BELOW AVERAGE	AT-RISK
47	28	9	1	0

* Ratings are calculated with data available by 11/07/2012. Schools with Students Like Ours are Elementary Schools with Poverty Indices of no more than 5% above or below the index for this school.

PASS PERFORMANCE

Our School Elementary Schools with Students Like Ours Elementary schools statewide



NAEP PERFORMANCE*

* Performance reported for SC and nation, data not available at school level. Percentages at NAEP Achievement Levels.



SC PERFORMANCE VISION

By 2020 all students will graduate with the knowledge and skills necessary to compete successfully in the global economy, participate in a democratic society and contribute positively as members of families and communities.

Abbreviations Key

N/A Not Applicable N/AV Not Available N/C Not Collected N/R Not Reported I/S Insufficient Sample TBD To be determined

Hilton Head Island Elementary School [Beaufort County School District]

SCHOOL PROFILE

	Our School	Change from Last Year	Elementary Schools with Students Like Ours	Median Elementary School
Students (n=823)				
Retention rate	0.0%	Down from 0.5%	0.9%	1.0%
Attendance rate	97.2%	Up from 96.1%	96.8%	96.6%
Served by gifted and talented program	N/AV	N/AV	N/AV	N/AV
With disabilities other than speech	N/AV	N/AV	N/AV	N/AV
Older than usual for grade	N/AV	N/AV	N/AV	N/AV
Out-of-school suspensions or expulsions for violent and/or criminal offenses	0.2%	Up from 0.0%	0.0%	0.0%
Teachers (n=61)				
Teachers with advanced degrees	68.9%	Up from 68.3%	63.4%	63.0%
Continuing contract teachers	N/AV	N/AV	N/AV	N/AV
Teachers returning from previous year	83.7%	Up from 82.5%	90.4%	88.7%
Teacher attendance rate	95.1%	Up from 94.9%	95.0%	95.1%
Average teacher salary*	\$49,590	Down 4.6%	\$48,566	\$47,210
Classes not taught by highly qualified teachers	1.5%	Down from 1.7%	0.0%	0.0%
Professional development days/teacher	12.6 days	Up from 11.6 days	10.9 days	10.5 days
School				
Principal's years at school	6.0	Up from 5.0	5.0	4.0
Student-teacher ratio in core subjects	19.6 to 1	Down from 21.1 to 1	20.2 to 1	20.0 to 1
Prime instructional time	91.5%	Up from 89.8%	90.6%	90.5%
Opportunities in the arts	Excellent	Up from Good	Good	Good
SACS accreditation	Yes	No Change	Yes	Yes
Parents attending conferences	100.0%	Up from 97.3%	100.0%	100.0%
Character development program	Excellent	No Change	Excellent	Excellent
Dollars spent per pupil**	\$8,719	Down 0.9%	\$6,868	\$7,247
Percent of expenditures for instruction**	70.8%	Up from 68.8%	68.4%	68.2%
Percent of expenditures for teacher salaries**	68.2%	Up from 67.4%	66.4%	65.7%
ESEA composite index score	89.4	N/A	95.1	91.9

* Length of contract = 185+ days.

** Prior year audited financial data available.

EVALUATION RESULTS

	Teachers	Students*	Parents*
Number of surveys returned	39	134	72
Percent satisfied with learning environment	97.4%	90.2%	97.1%
Percent satisfied with social and physical environment	97.4%	93.2%	91.4%
Percent satisfied with school-home relations	94.9%	95.5%	94.2%

*Only students at the highest elementary school grade level at this school and their parents were included.

REPORT OF PRINCIPAL AND SCHOOL IMPROVEMENT COUNCIL

Hilton Head Island Elementary School is an authorized International Baccalaureate School. The Primary Years Program guides students to become inquiring, knowledgeable and caring young people who create a better world through intercultural respect and understanding. Solid growth in student achievement continues, using data to guide instruction. Teachers receive International Baccalaureate training in order to teach at Hilton Head Island Elementary. All students receive second language instruction. (Spanish) 3rd – 5th grade students are taught social studies content in Spanish five days a week. The 2011-12 school year was filled with achievement and success. Academic Highlights include: increased PASS improvement, recipient of the Palmetto Gold Award for general academic performance and the Palmetto Silver Award for Closing the Achievement Gap. Throughout the world, International Baccalaureate Schools are regarded as engaging and rigorous programs. The curriculum is structured to help students become thinkers with an emphasis on teaching our youngsters to become knowledgeable and caring students that will, one day, contribute to our global community. We are very fortunate to be able to offer the IB program to our children. Hilton Head Island Elementary School maintains this reputation in our community. Each day, students are challenged by a highly trained and dedicated faculty, strong curriculum, active parents and a strong supportive community. High expectations were set and the results have been impressive. We achieved 96.97% student attendance rate, enrolled six single gender classes, two immersion Mandarin Chinese classes, qualified 30% of our student body for the Gifted & Talented program to include academic and the arts, outperformed & exceeded exemplary state averages in Math, ELA, & Writing. We were the only elementary school in the state school wide geography initiative. We had the highest number of English Language Learners acquiring Full English Proficiency. Five students were selected for the South Carolina honor's choir. We were a recipient of a Beaufort County School District Foundation for Educational Excellence Committee Grant. At HHIE, the Critical Language Initiative in Mandarin in Beaufort (CLIMB) completed its second year. Two immersion classrooms graduated 48 first and second grade students who learned Mandarin Chinese. These students will continue with their language immersion in the third grade. This program will continue and a new Spanish Immersion program will begin for rising first graders to develop students that are internationally minded, in order to, one day, compete in our global economy. We were the recipient of the ASCD "Whole Child Initiative", a program recognizing schools who created innovative programs that ensure students are healthy, safe, supported, challenged and engaged. We are a Bronze medal US Healthy Challenge School. 78% of our teaching staff has advanced degrees. With the exception of our retirees, we retained our existing, trained Primary Years Program teaching staff. We further implemented Power School, a grading & attendance program to help better communicate with parents/guardians. We increased security with the installation of a secure front door & Lobby Guard system. We implemented Saturday School prior to the PASS exam. We achieved 99% student participation during the Extended Learning Days program. It was a fine school year! Over the past four years, HHIES IB has worked tirelessly to help students achieve success. Our state report card reflects the great strides we have made in both our absolute rating and our overall growth rating. We continue to show a high attendance rate, (greater than 96%), and have outperformed many of the district and state averages in PASS testing. This year we received Palmetto GOLD Award for academic performance! In addition, we also received a SILVER award for closing the

Comprehensive detail, including definitions of ratings, performance criteria, and explanations of status, is available on www.ed.sc.gov and www.eoc.sc.gov as well as school and school district websites.

Printed versions are available from school districts upon request.

Abbreviations Key

N/A Not Applicable N/AV Not Available N/C Not Collected N/R Not Reported I/S Insufficient Sample TBD To be determined

NI Newly Identified CSI Continuing School Improvement CA Corrective Action RP Plan to Restructure R Restructure DELAY School Improvement Status HOLD School Improvement Status