



# SC Annual School Report Card Summary

Hilton Head Island Elementary School for the Creative Arts  
 Beaufort County School District  
 Grades: 1-5 Enrollment: 788  
 Principal: Gretchen Keefner  
 Superintendent: Dr. Valerie Truesdale  
 Board Chair: Fred Washington

## PERFORMANCE

Comprehensive detail, including definitions of ratings, performance criteria, and explanations of status, is available on [www.ed.sc.gov](http://www.ed.sc.gov) and [www.eoc.sc.gov](http://www.eoc.sc.gov) as well as school and school district websites. Printed versions are available from school districts upon request.

| YEAR | ABSOLUTE RATING | GROWTH RATING | PALMETTO GOLD AND SILVER AWARD |                 | ESEA/FEDERAL ACCOUNTABILITY RATING SYSTEM |                          |
|------|-----------------|---------------|--------------------------------|-----------------|---|--------------------------|
|      |                 |               | General Performance            | Closing the Gap | ESEA Grade                                | Accountability Indicator |
| 2012 | Good            | Average       | TBD                            | TBD             | C   | N/A                      |
| 2011 | Good            | Average       | Silver                         | N/A             | Not Met                                   | N/A                      |
| 2010 | Good            | Good          | Silver                         | N/A             | Not Met                                   | N/A                      |

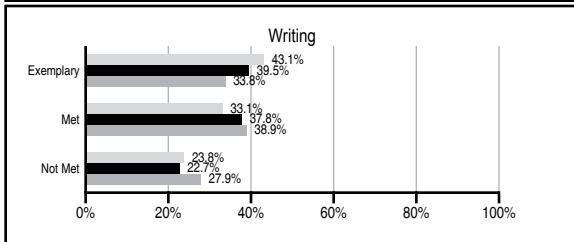
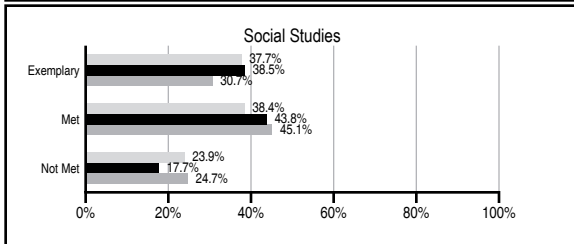
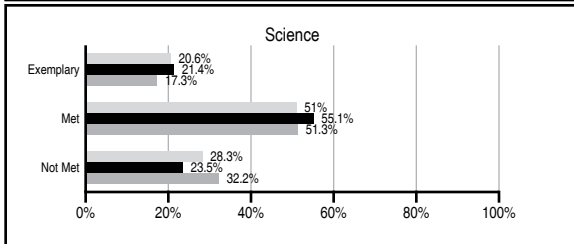
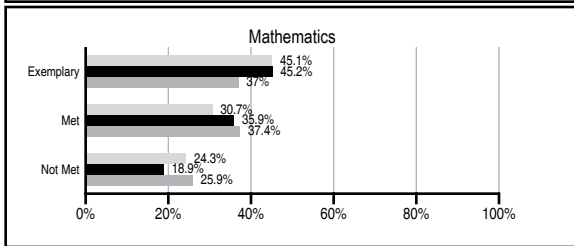
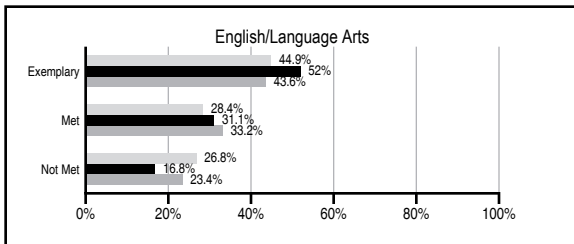
## ABSOLUTE RATINGS OF ELEMENTARY SCHOOLS WITH STUDENTS LIKE OURS\*

| EXCELLENT | GOOD | AVERAGE | BELOW AVERAGE | AT-RISK |
|-----------|------|---------|---------------|---------|
| 49        | 28   | 9       | 1             | 0       |

\* Ratings are calculated with data available by 11/07/2012. Schools with Students Like Ours are Elementary Schools with Poverty Indices of no more than 5% above or below the index for this school.

## PASS PERFORMANCE

Our School
  Elementary Schools with Students Like Ours
  Elementary schools statewide



## NAEP PERFORMANCE\*

\* Performance reported for SC and nation, data not available at school level. Percentages at NAEP Achievement Levels.



## SC PERFORMANCE VISION

*By 2020 all students will graduate with the knowledge and skills necessary to compete successfully in the global economy, participate in a democratic society and contribute positively as members of families and communities.*

### Abbreviations Key

N/A Not Applicable N/AV Not Available N/C Not Collected N/R Not Reported I/S Insufficient Sample TBD To be determined

# Hilton Head Island Elementary School for the Creative Arts [Beaufort County School District]

## SCHOOL PROFILE

|  | Our School | Change from Last Year | Elementary Schools with Students Like Ours | Median Elementary School |
|--|------------|-----------------------|--|--------------------------|
| <b>Students (n=788)</b>  |            |                       |  |                          |
| Retention rate   | 0.0%       | Down from 0.1%        | 0.9%                                       | 1.0%                     |
| Attendance rate  | 97.1%      | Up from 96.7%         | 96.8%                                      | 96.6%                    |
| Served by gifted and talented program  | N/AV       | N/AV                  | N/AV                                       | N/AV                     |
| With disabilities other than speech  | N/AV       | N/AV                  | N/AV                                       | N/AV                     |
| Older than usual for grade   | N/AV       | N/AV                  | N/AV                                       | N/AV                     |
| Out-of-school suspensions or expulsions for violent and/or criminal offenses | 0.0%       | No Change             | 0.0%                                       | 0.0%                     |
| <b>Teachers (n=56)</b>   |            |                       |  |                          |
| Teachers with advanced degrees   | 73.2%      | Up from 62.3%         | 63.4%                                      | 63.0%                    |
| Continuing contract teachers   | N/AV       | N/AV                  | N/AV                                       | N/AV                     |
| Teachers returning from previous year  | 87.2%      | Down from 87.6%       | 90.4%                                      | 88.7%                    |
| Teacher attendance rate  | 93.9%      | Down from 94.4%       | 95.1%                                      | 95.1%                    |
| Average teacher salary*  | \$49,872   | Up 0.5%               | \$48,566                                   | \$47,210                 |
| Classes not taught by highly qualified teachers                              | 7.8%       | Up from 2.6%          | 0.0%                                       | 0.0%                     |
| Professional development days/teacher  | 15.2 days  | Down from 20.4 days   | 10.9 days                                  | 10.5 days                |
| <b>School</b>  |            |                       |  |                          |
| Principal's years at school  | 7.0        | Up from 6.0           | 5.0  | 4.0                      |
| Student-teacher ratio in core subjects                                       | 21.5 to 1  | Up from 20.9 to 1     | 20.3 to 1                                  | 20.0 to 1                |
| Prime instructional time   | 88.1%      | Down from 88.6%       | 90.6%                                      | 90.5%                    |
| Opportunities in the arts  | Excellent  | No Change             | Good                                       | Good                     |
| SACS accreditation   | Yes        | No Change             | Yes  | Yes                      |
| Parents attending conferences  | 100.0%     | No Change             | 100.0%                                     | 100.0%                   |
| Character development program  | Excellent  | No Change             | Excellent                                  | Excellent                |
| Dollars spent per pupil**  | \$7,462    | Down 1.8%             | \$6,868                                    | \$7,247                  |
| Percent of expenditures for instruction**                                    | 76.9%      | Down from 77.6%       | 68.4%                                      | 68.2%                    |
| Percent of expenditures for teacher salaries**                               | 73.4%      | Down from 75.8%       | 66.2%                                      | 65.7%                    |
| ESEA composite index score   | 74.4       | N/A                   | 95.1                                       | 91.9                     |

\* Length of contract = 185+ days.

\*\* Prior year audited financial data available.

## EVALUATION RESULTS

|  | Teachers | Students* | Parents* |
|--|----------|-----------|----------|
| Number of surveys returned                             | 46       | 155       | 91       |
| Percent satisfied with learning environment            | 97.8%    | 90.3%     | 93.3%    |
| Percent satisfied with social and physical environment | 100.0%   | 86.5%     | 87.9%    |
| Percent satisfied with school-home relations           | 97.8%    | 92.3%     | 86.5%    |

\*Only students at the highest elementary school grade level at this school and their parents were included.

## REPORT OF PRINCIPAL AND SCHOOL IMPROVEMENT COUNCIL

Hilton Head Island Elementary School for the Creative Arts (HHIESCA), in its seventh year of operation and a nationally recognized arts-focused school of choice, ended the school year with 787 students increasing enrollment again this year by 4%. Daufuskie Island Elementary School (DIES), annexed to Creative Arts last year, continues to provide exemplary opportunities for students in a multiage setting. DIES continues to be accessed only by boat from Hilton Head Island.

This year HHIESCA was again recognized at the state and national levels in academics and the arts. Continued parent and community involvement in the school helped make our school a model in the district and the state. HHIESCA was selected as the Atlantic Region Active Schools Acceleration Project winner and one of nine schools in the country to receive \$25,000.00. The 2012 ASAP Innovation Competition Awards honor the nation's best in-school-time physical activity programs. This prestigious award was received for our school's Strength Team and validates our strong focus on Health and Physical Fitness in our approach to education. Our school worked hard the past three years to be sure that a strong health and fitness program is in place. HHIESCA was also designated as a Bronze Level South Carolina Healthy School by the SC Department of Education and the SC Department of Health and Environmental Control.

For the second year, HHIESCA was selected to design ornaments for the South Carolina Christmas Tree for the 2011 National Christmas Tree Lighting Ceremony at the Ellipse in Washington, D.C. in December. Local artist Brucie Holler worked with students to create original ornaments in a residency funded by the Arts Center of Coastal Carolina as part of their education outreach program.

HHIESCA has the distinction of being one of four schools in the district to receive a Palmetto Silver Award for academic achievement for the fifth year in a row. This award brought district and state recognition of the school's achievement.

We are proud of our school staff. Our teachers also continue to grow professionally by their participation in staff development activities in technology, curriculum mapping and working with second language learners effectively. One teacher received her doctorate and seven others, more than any other district school, were selected to participate in a master's cohort program in administration, math or science.

A supportive PTO and an active SIC continued to work to increase student achievement, support the arts and wellness and update our School Renewal Plan. Their efforts support the district's and school's vision and mission statements making HHIESCA and DIES great places to learn where "Every Child is a Masterpiece"!

Respectfully Submitted,  
Gretchen Keefner, Principal - - Jennifer Jenkins, SIC Chair  
- - Beth McDonnell, Dawn Chiasera and Kristina Roberts, PTO Co-Presidents

Comprehensive detail, including definitions of ratings, performance criteria, and explanations of status, is available on [www.ed.sc.gov](http://www.ed.sc.gov) and [www.eoc.sc.gov](http://www.eoc.sc.gov) as well as school and school district websites.

Printed versions are available from school districts upon request.

### Abbreviations Key

N/A Not Applicable N/AV Not Available N/C Not Collected N/R Not Reported I/S Insufficient Sample TBD To be determined

NI Newly Identified CSI Continuing School Improvement CA Corrective Action RP Plan to Restructure R Restructure DELAY School Improvement Status HOLD School Improvement Status