



SC Annual School Report Card Summary

Coosa Elementary School
 Beaufort County School District
 Grades: PK-4 Enrollment: 478
 Principal: Carmen Dillard
 Superintendent: Dr. Valerie Truesdale
 Board Chair: Fred Washington

PERFORMANCE

Comprehensive detail, including definitions of ratings, performance criteria, and explanations of status, is available on www.ed.sc.gov and www.eoc.sc.gov as well as school and school district websites. Printed versions are available from school districts upon request.

YEAR	ABSOLUTE RATING	GROWTH RATING	PALMETTO GOLD AND SILVER AWARD		ESEA/FEDERAL ACCOUNTABILITY RATING SYSTEM	
			General Performance	Closing the Gap	ESEA Grade	Accountability Indicator
2012	Good	Average	TBD	TBD	A	N/A
2011	Excellent	Excellent	Gold	Silver	Met	N/A
2010	Good	Excellent	Gold	Silver	Met	N/A

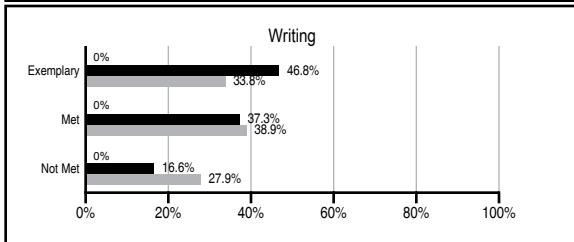
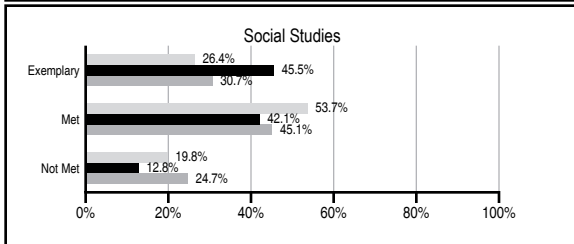
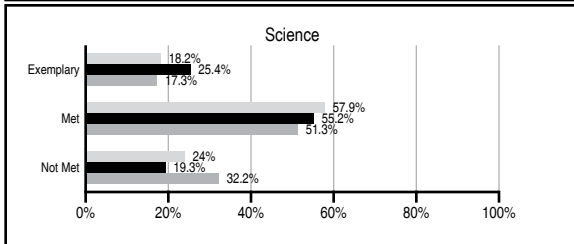
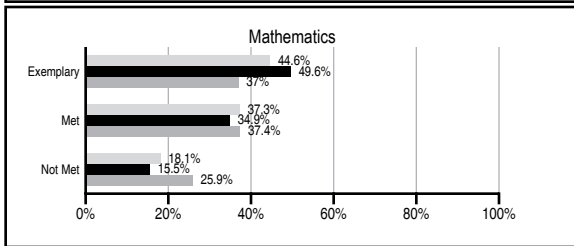
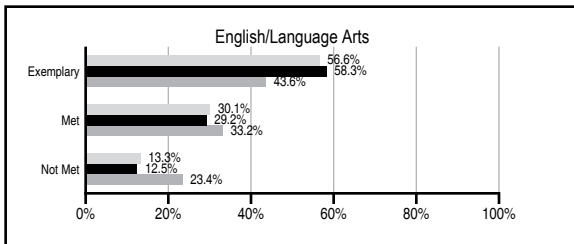
ABSOLUTE RATINGS OF ELEMENTARY SCHOOLS WITH STUDENTS LIKE OURS*

EXCELLENT	GOOD	AVERAGE	BELOW AVERAGE	AT-RISK
25	4	0	1	0

* Ratings are calculated with data available by 11/07/2012. Schools with Students Like Ours are Elementary Schools with Poverty Indices of no more than 5% above or below the index for this school.

PASS PERFORMANCE

Our School
 Elementary Schools with Students Like Ours
 Elementary schools statewide



NAEP PERFORMANCE*

* Performance reported for SC and nation, data not available at school level. Percentages at NAEP Achievement Levels.



SC PERFORMANCE VISION

By 2020 all students will graduate with the knowledge and skills necessary to compete successfully in the global economy, participate in a democratic society and contribute positively as members of families and communities.

Abbreviations Key

N/A Not Applicable N/AV Not Available N/C Not Collected N/R Not Reported I/S Insufficient Sample TBD To be determined

Coosa Elementary School [Beaufort County School

SCHOOL PROFILE

	Our School	Change from Last Year	Elementary Schools with Students Like Ours	Median Elementary School
Students (n=478)				
Retention rate	1.3%	Up from 0.6%	0.9%	1.0%
Attendance rate	96.4%	Up from 96.1%	97.1%	96.6%
Served by gifted and talented program	N/AV	N/AV	N/AV	N/AV
With disabilities other than speech	N/AV	N/AV	N/AV	N/AV
Older than usual for grade	N/AV	N/AV	N/AV	N/AV
Out-of-school suspensions or expulsions for violent and/or criminal offenses	0.0%	Down from 2.0%	0.0%	0.0%
Teachers (n=34)				
Teachers with advanced degrees	67.6%	Up from 66.7%	68.2%	63.0%
Continuing contract teachers	N/AV	N/AV	N/AV	N/AV
Teachers returning from previous year	85.8%	Up from 82.1%	90.7%	88.7%
Teacher attendance rate	95.7%	No Change	95.9%	95.1%
Average teacher salary*	\$51,911	Up 0.9%	\$49,025	\$47,210
Classes not taught by highly qualified teachers	0.0%	No Change	0.0%	0.0%
Professional development days/teacher	3.0 days	Down from 7.8 days	10.3 days	10.5 days
School				
Principal's years at school	4.0	Up from 3.0	4.0	4.0
Student-teacher ratio in core subjects	19.9 to 1	Down from 20.0 to 1	21.5 to 1	20.0 to 1
Prime instructional time	91.1%	Up from 90.6%	91.6%	90.5%
Opportunities in the arts	Good	No Change	Good	Good
SACS accreditation	Yes	No Change	Yes	Yes
Parents attending conferences	99.7%	Down from 100.0%	100.0%	100.0%
Character development program	Excellent	No Change	Excellent	Excellent
Dollars spent per pupil**	\$8,018	Up 0.3%	\$6,771	\$7,247
Percent of expenditures for instruction**	71.9%	Down from 73.3%	68.5%	68.2%
Percent of expenditures for teacher salaries**	68.8%	Down from 71.5%	66.4%	65.7%
ESEA composite index score	96.3	N/A	97.9	91.9

* Length of contract = 185+ days.

** Prior year audited financial data available.

EVALUATION RESULTS

	Teachers	Students*	Parents*
Number of surveys returned	38	75	70
Percent satisfied with learning environment	92.1%	81.3%	85.7%
Percent satisfied with social and physical environment	100.0%	83.8%	75.4%
Percent satisfied with school-home relations	94.7%	83.3%	85.7%

*Only students at the highest elementary school grade level at this school and their parents were included.

REPORT OF PRINCIPAL AND SCHOOL IMPROVEMENT COUNCIL

Coosa Elementary School had a very successful 2011-2012 school year. Once again, the school met AYP (Adequate Yearly Progress) under the federal "No Child Left Behind" legislation. We are extremely proud of our student achievement results on the 2011 PASS and 2011-2012 MAP results, and continue to seek and implement ways to build on past success to maintain academic excellence.

We celebrate the results of our 2011 School Report Card, which awarded Coosa an Absolute and Growth Rating of Excellent. Additionally, we celebrate recognition two years in a row as a Palmetto Gold and Silver School. Our goal is to carry on that forward momentum of improvement by use of instructional "Best Practices" that have proven positive results, while we examine areas where we still need to grow. Next year, we are embarking on growing student leaders with "The Leader in Me" initiative to further develop student learning and "the whole child."

The success of Coosa Elementary can be attributed to the participation, involvement, and collaborative efforts of dedicated students, parents, faculty and staff, and a community that sees the value and need for a quality education. The Coosa Business Partners offer assistance anytime they are asked. The combined efforts of all these stakeholders provide a support system for our next generation.

The Coosa Instructional Coaches in Literacy, Math, and Technology continue to support teachers in further developing effective instructional practices through professional learning opportunities and acquisition of resources. We maintain a significant number of National Board Certified teachers (10), Gifted Endorsed Teachers (11), and teachers in pursuit of higher degrees. Throughout the school, each teacher is devoted to our mission of building "a safe, secure learning community that challenges students to become lifelong learners and productive citizens in our global society." We continue to hold high expectations of ourselves as educators, as well as our students. Student failure is unacceptable, and we work tirelessly to see that each and every student receives a rigorous and fulfilling education.

A very active School Improvement Council and Parent Teacher Organization, along with the faculty and staff, offers feedback in our ongoing self-evaluation and yearly update of the School Renewal Plan. The strategic goals of this plan are aligned with the school district goals and include increased student achievement, use of "best practices," actively engaging community and stakeholders, providing resources to support learning, ensuring a safe and healthy environment, and effective communication.

Coosa continues to keep the value of student learning our first priority and live by our motto of "Building Our Future....One Child at a Time."

Carmen Dillard, Principal
SIC Chairperson

Audra Powell,

Comprehensive detail, including definitions of ratings, performance criteria, and explanations of status, is available on www.ed.sc.gov and www.eoc.sc.gov as well as school and school district websites.

Printed versions are available from school districts upon request.

Abbreviations Key

N/A Not Applicable N/AV Not Available N/C Not Collected N/R Not Reported I/S Insufficient Sample TBD To be determined
NI Newly Identified CSI Continuing School Improvement CA Corrective Action RP Plan to Restructure R Restructure DELAY School Improvement Status HOLD School Improvement Status