



SC Annual School Report Card Summary

Bluffton Elementary
 Beaufort County School District
 Grades: PK-5 Enrollment: 607
 Principal: Christine Brown
 Superintendent: Dr. Valerie Truesdale
 Board Chair: Fred Washington

PERFORMANCE

Comprehensive detail, including definitions of ratings, performance criteria, and explanations of status, is available on www.ed.sc.gov and www.eoc.sc.gov as well as school and school district websites. Printed versions are available from school districts upon request.

YEAR	ABSOLUTE RATING	GROWTH RATING	PALMETTO GOLD AND SILVER AWARD		ESEA/FEDERAL ACCOUNTABILITY RATING SYSTEM	
			General Performance	Closing the Gap	ESEA Grade	Accountability Indicator
2012	Good	Good	TBD	TBD	B	N/A
2011	Good	Good	Silver	Gold	Met	N/A
2010	Good	Excellent	Gold	Silver	Not Met	N/A

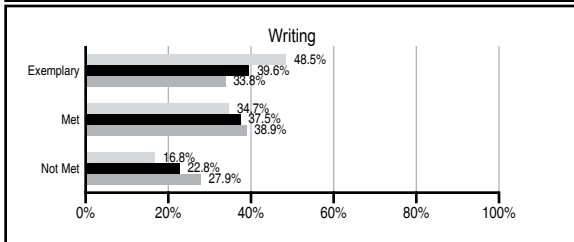
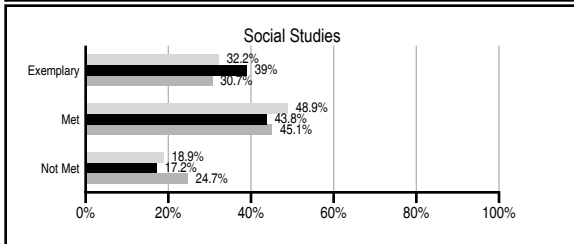
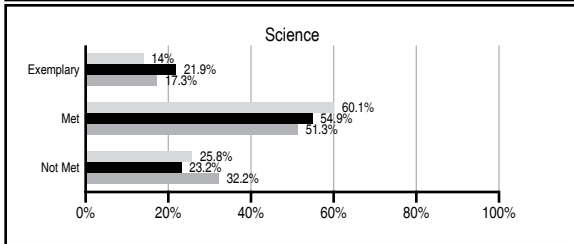
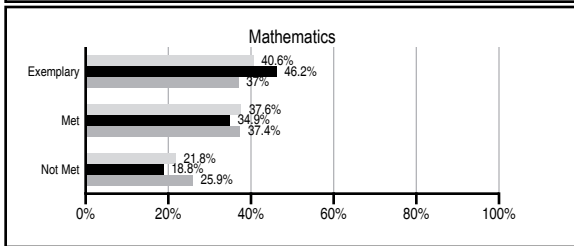
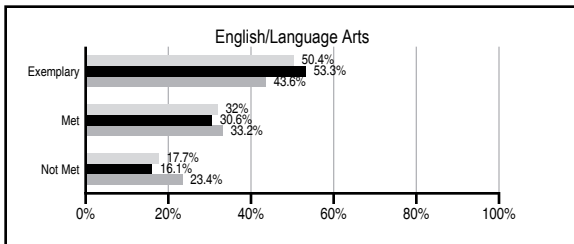
ABSOLUTE RATINGS OF ELEMENTARY SCHOOLS WITH STUDENTS LIKE OURS*

EXCELLENT	GOOD	AVERAGE	BELOW AVERAGE	AT-RISK
42	23	6	1	0

* Ratings are calculated with data available by 11/07/2012. Schools with Students Like Ours are Elementary Schools with Poverty Indices of no more than 5% above or below the index for this school.

PASS PERFORMANCE

Our School
 Elementary Schools with Students Like Ours
 Elementary schools statewide



NAEP PERFORMANCE*

* Performance reported for SC and nation, data not available at school level. Percentages at NAEP Achievement Levels.



SC PERFORMANCE VISION

By 2020 all students will graduate with the knowledge and skills necessary to compete successfully in the global economy, participate in a democratic society and contribute positively as members of families and communities.

Abbreviations Key

N/A Not Applicable N/AV Not Available N/C Not Collected N/R Not Reported I/S Insufficient Sample TBD To be determined

Bluffton Elementary [Beaufort County School District]

SCHOOL PROFILE

	Our School	Change from Last Year	Elementary Schools with Students Like Ours	Median Elementary School
Students (n=607)				
Retention rate	0.9%	Down from 1.3%	0.7%	1.0%
Attendance rate	97.2%	Up from 96.7%	96.9%	96.6%
Served by gifted and talented program	N/AV	N/AV	N/AV	N/AV
With disabilities other than speech	N/AV	N/AV	N/AV	N/AV
Older than usual for grade	N/AV	N/AV	N/AV	N/AV
Out-of-school suspensions or expulsions for violent and/or criminal offenses	0.0%	No Change	0.0%	0.0%
Teachers (n=43)				
Teachers with advanced degrees	60.5%	Up from 50.0%	62.5%	63.0%
Continuing contract teachers	N/AV	N/AV	N/AV	N/AV
Teachers returning from previous year	77.7%	Up from 77.1%	90.3%	88.7%
Teacher attendance rate	93.2%	Down from 94.0%	95.0%	95.1%
Average teacher salary*	\$47,167	Up 1.4%	\$48,823	\$47,210
Classes not taught by highly qualified teachers	0.0%	Down from 2.1%	0.0%	0.0%
Professional development days/teacher	16.8 days	Down from 24.2 days	10.2 days	10.5 days
School				
Principal's years at school	5.0	Up from 4.0	5.0	4.0
Student-teacher ratio in core subjects	23.0 to 1	Up from 15.9 to 1	20.6 to 1	20.0 to 1
Prime instructional time	88.9%	Down from 89.2%	90.8%	90.5%
Opportunities in the arts	Good	No Change	Good	Good
SACS accreditation	Yes	No Change	Yes	Yes
Parents attending conferences	98.9%	Down from 100.0%	100.0%	100.0%
Character development program	Excellent	No Change	Excellent	Excellent
Dollars spent per pupil**	\$8,432	Up 22.5%	\$6,864	\$7,247
Percent of expenditures for instruction**	68.4%	Down from 73.5%	69.7%	68.2%
Percent of expenditures for teacher salaries**	65.9%	Down from 71.9%	67.9%	65.7%
ESEA composite index score	86.4	N/A	95.4	91.9

* Length of contract = 185+ days.

** Prior year audited financial data available.

REPORT OF PRINCIPAL AND SCHOOL IMPROVEMENT COUNCIL

Bluffton Elementary and Early Childhood Center began the year with a newly developed mission and vision created by our staff. Our beliefs are that our students/staff will focus on academics through arts and technology. Part of our vision as well is fostering diversity by encouraging respect for and understanding of differing backgrounds and points of view. This is incorporated through our school-wide anti-bullying campaign and diversity quilts.

New things for the 2011-2012 school year:

- Facebook – BLES has developed our own Facebook page to provide more communication for parents.
- CSI overnight trip—Each year 5th Graders will be given an opportunity to attend a 3 day/2 night trip to Clemson University's CSI camp in Pickens County
- Animation Showcase—Larry King's "In View" series filmed a showcase about our animation program. This showcase will air on national television.
- Innovative Technology Award—the animation program won the Innovative Technology Award from the nationally recognized Arts School Network.
- PBIS—with Positive Behavior Intervention Strategies in full swing our students are now earning PRIDE bucks
- Parent Positives—Parents can send in positive comments about our staff. The comments are added to our website and staff members are recognized during the monthly staff meetings.
- A2—Advanced Academics for 2nd grade—with a high number of students performing extremely well at the end of 1st grade last year, we wanted to continue to help them excel. We created an A2 class for 2nd grade.

Christine Brown – Principal
 Mary Rozek – Assistant Principal
 Kathy Cuppia – SIC Chair

EVALUATION RESULTS

	Teachers	Students*	Parents*
Number of surveys returned	20	100	70
Percent satisfied with learning environment	100.0%	86.9%	95.7%
Percent satisfied with social and physical environment	95.0%	83.8%	91.4%
Percent satisfied with school-home relations	85.0%	87.0%	85.7%

*Only students at the highest elementary school grade level at this school and their parents were included.

Comprehensive detail, including definitions of ratings, performance criteria, and explanations of status, is available on www.ed.sc.gov and www.eoc.sc.gov as well as school and school district websites.

Printed versions are available from school districts upon request.

Abbreviations Key

N/A Not Applicable N/AV Not Available N/C Not Collected N/R Not Reported I/S Insufficient Sample TBD To be determined
 NI Newly Identified CSI Continuing School Improvement CA Corrective Action RP Plan to Restructure R Restructure DELAY School Improvement Status HOLD School Improvement Status