



# SC Annual School Report Card Summary

Whale Branch Elementary School  
 Beaufort County School District  
 Grades: PK-4 Enrollment: 497  
 Principal: Anita Lynn Singleton  
 Superintendent: Dr. Valerie Truesdale  
 Board Chair: Fred Washington

## PERFORMANCE

Comprehensive detail, including definitions of ratings, performance criteria, and explanations of status, is available on [www.ed.sc.gov](http://www.ed.sc.gov) and [www.eoc.sc.gov](http://www.eoc.sc.gov) as well as school and school district websites. Printed versions are available from school districts upon request.

YEAR	ABSOLUTE RATING	GROWTH RATING	PALMETTO GOLD AND SILVER AWARD		ESEA/FEDERAL ACCOUNTABILITY RATING SYSTEM	
			General Performance	Closing the Gap	ESEA Grade	Accountability Indicator
2012	Below Average	Average	TBD	TBD	D	N/A
2011	Below Average	Average	N/A	N/A	Not Met	N/A
2010	Below Average	Below Average	N/A	N/A	Met	R-DELAY

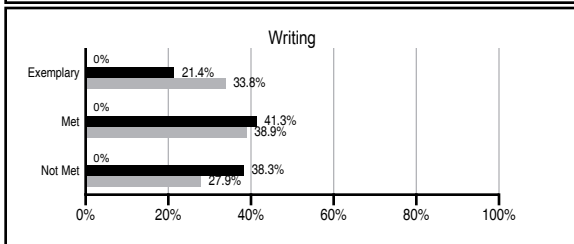
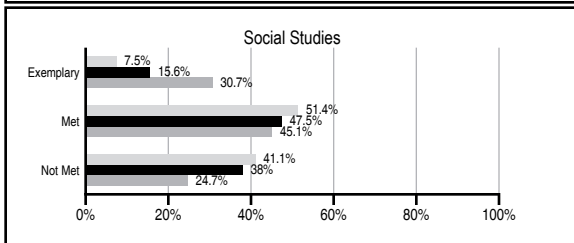
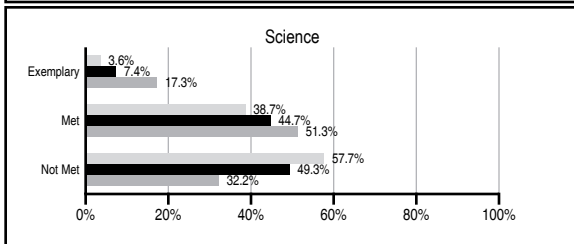
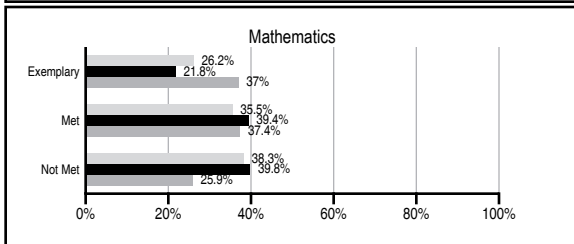
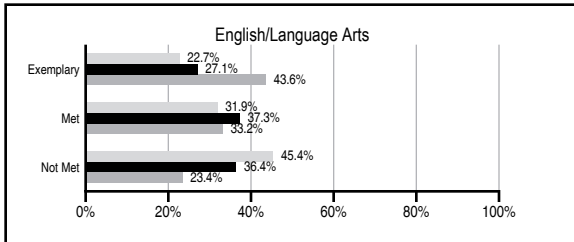
## ABSOLUTE RATINGS OF ELEMENTARY SCHOOLS WITH STUDENTS LIKE OURS\*

EXCELLENT	GOOD	AVERAGE	BELOW AVERAGE	AT-RISK
2	10	80	47	19

\* Ratings are calculated with data available by 11/07/2012. Schools with Students Like Ours are Elementary Schools with Poverty Indices of no more than 5% above or below the index for this school.

## PASS PERFORMANCE

Our School
  Elementary Schools with Students Like Ours
  Elementary schools statewide



## NAEP PERFORMANCE\*

\* Performance reported for SC and nation, data not available at school level. Percentages at NAEP Achievement Levels.



## SC PERFORMANCE VISION

*By 2020 all students will graduate with the knowledge and skills necessary to compete successfully in the global economy, participate in a democratic society and contribute positively as members of families and communities.*

### Abbreviations Key

N/A Not Applicable N/AV Not Available N/C Not Collected N/R Not Reported I/S Insufficient Sample TBD To be determined

# Whale Branch Elementary School [Beaufort County School District]

## SCHOOL PROFILE

	Our School	Change from Last Year	Elementary Schools with Students Like Ours	Median Elementary School
<b>Students (n=497)</b>				
Retention rate	0.2%	Up from 0.0%	1.3%	1.0%
Attendance rate	96.8%	Up from 96.6%	96.3%	96.6%
Served by gifted and talented program	N/AV	N/AV	N/AV	N/AV
With disabilities other than speech	N/AV	N/AV	N/AV	N/AV
Older than usual for grade	N/AV	N/AV	N/AV	N/AV
Out-of-school suspensions or expulsions for violent and/or criminal offenses	0.0%	No Change	0.0%	0.0%
<b>Teachers (n=44)</b>				
Teachers with advanced degrees	40.9%	Down from 51.5%	62.5%	63.0%
Continuing contract teachers	N/AV	N/AV	N/AV	N/AV
Teachers returning from previous year	55.6%	Up from 51.8%	85.3%	88.7%
Teacher attendance rate	92.5%	Down from 94.6%	95.5%	95.1%
Average teacher salary*	\$47,285	Down 6.5%	\$45,007	\$47,210
Classes not taught by highly qualified teachers	4.9%	Down from 19.0%	0.0%	0.0%
Professional development days/teacher	19.9 days	Up from 11.1 days	9.5 days	10.5 days
<b>School</b>				
Principal's years at school	1.0	Down from 2.0	4.0	4.0
Student-teacher ratio in core subjects	18.5 to 1	Up from 16.9 to 1	18.0 to 1	20.0 to 1
Prime instructional time	87.5%	Down from 88.3%	90.7%	90.5%
Opportunities in the arts	Good	No Change	Good	Good
SACS accreditation	Yes	No Change	Yes	Yes
Parents attending conferences	23.6%	Down from 100.0%	100.0%	100.0%
Character development program	Excellent	Up from Average	Excellent	Excellent
Dollars spent per pupil**	\$9,965	Down 18.5%	\$8,386	\$7,247
Percent of expenditures for instruction**	70.0%	Down from 71.4%	66.2%	68.2%
Percent of expenditures for teacher salaries**	63.3%	Up from 62.6%	62.9%	65.7%
ESEA composite index score	62.7	N/A	82.8	91.9

\* Length of contract = 185+ days.

\*\* Prior year audited financial data available.

## EVALUATION RESULTS

	Teachers	Students*	Parents*
Number of surveys returned	33	65	30
Percent satisfied with learning environment	75.0%	82.5%	86.7%
Percent satisfied with social and physical environment	84.8%	83.3%	83.3%
Percent satisfied with school-home relations	54.5%	80.3%	83.3%

\*Only students at the highest elementary school grade level at this school and their parents were included.

## REPORT OF PRINCIPAL AND SCHOOL IMPROVEMENT COUNCIL

Whale Branch Elementary School is located in rural Seabrook, SC near the Whale Branch River. In addition to the main campus, Whale Branch is also comprised of Davis Early Learning Center, located on Keans Neck Road in Dale, SC. We serve a population of approximately 504 students. 87% of our students are African American and 96% of them receive subsidized meals.

Whale Branch Elementary School made great strides during the 2011-2012 school year. We were released from the Palmetto Priority Turnaround School list and continued in our third year as an Accelerated Learning School. As an Accelerated Learning School, we provided twenty additional days of instructional time to "accelerate the learning process" of students in our school. The results of the additional instructional time and a rigorous curriculum were evidenced as we were recognized by the Teacher Advancement Program (TAP) for achieving a Value-Added Growth score of "5" on the TAP rubric, signifying student gains of more than 1.5 years, as measured on MAP (Measures of Academic Progress) and the PASS (Palmetto Assessment of State Standards). The gains attained are larger than what would normally be expected at a school of a similar size and demographics.

On-going professional development, which included TAP, also contributed to our gains. The implementation of TAP afforded weekly, collaborative professional development sessions that tailor to teacher and student needs. We focused on implementing research based instructional strategies based on our data.

Believing that a healthy body contributes to a "healthy brain", an emphasis has been placed on health and wellness. We received the Healthier US School bronze award from the White House for our promotion of a healthier school environment. In addition, we are the recipients of a "Farm to School Grant"; which allows students to eat locally grown fruits and vegetables. Students have also participated in growing a garden at school. We are privileged to have onsite health services provided by Beaufort Jasper Comprehensive Health Services through the Sheldon Township Project. Next year we will see the addition of a Dental Clinic to our building.

In an effort to promote community involvement and college readiness, we instituted several school-wide events. These events included College and Career Week, Grandparent's Day, Pastries for Pastors and Community Members, and Bully Prevention Week. Our efforts proved to be successful, as evidenced by strong community support. As we prepare for the upcoming school year, we will continue to focus on improving student achievement. Our goal is to increase parent involvement, attract and maintain highly qualified staff, and provide professional development opportunities for faculty and staff members, with emphasis on Differentiation and Cultural Diversity.

Anita Lynn Singleton, Principal  
Simmons, SIC President

Jessie

Comprehensive detail, including definitions of ratings, performance criteria, and explanations of status, is available on [www.ed.sc.gov](http://www.ed.sc.gov) and [www.eoc.sc.gov](http://www.eoc.sc.gov) as well as school and school district websites.

Printed versions are available from school districts upon request.

### Abbreviations Key

N/A Not Applicable N/AV Not Available N/C Not Collected N/R Not Reported I/S Insufficient Sample TBD To be determined

NI Newly Identified CSI Continuing School Improvement CA Corrective Action RP Plan to Restructure R Restructure DELAY School Improvement Status HOLD School Improvement Status