



SC Annual School Report Card Summary

Joseph S. Shanklin Sr. Elementary School
 Beaufort County School District
 Grades: PK-5 Enrollment: 476
 Principal: Ms. Jo Shirley
 Superintendent: Dr. Valerie Truesdale
 Board Chair: Fred Washington

PERFORMANCE

Comprehensive detail, including definitions of ratings, performance criteria, and explanations of status, is available on www.ed.sc.gov and www.eoc.sc.gov as well as school and school district websites. Printed versions are available from school districts upon request.

YEAR	ABSOLUTE RATING	GROWTH RATING	PALMETTO GOLD AND SILVER AWARD		ESEA/FEDERAL ACCOUNTABILITY RATING SYSTEM	
			General Performance	Closing the Gap	ESEA Grade	Accountability Indicator
2012	Average	Good	TBD	TBD	A	Reward
2011	Average	Average	Silver	N/A	Not Met	N/A
2010	Average	Good	Silver	Silver	Met	N/A

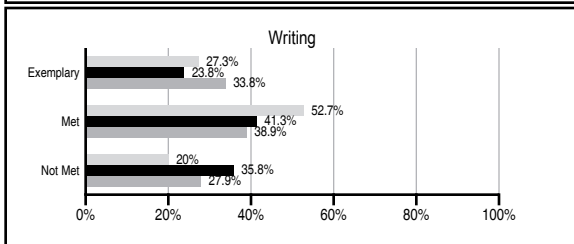
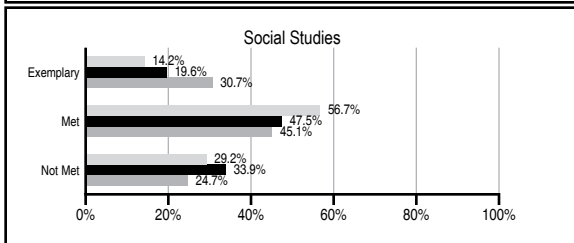
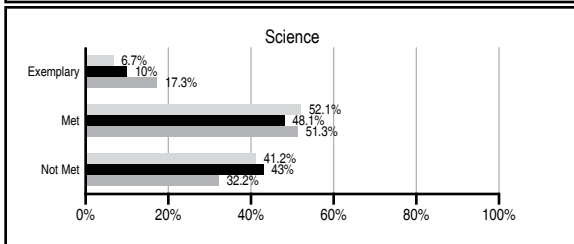
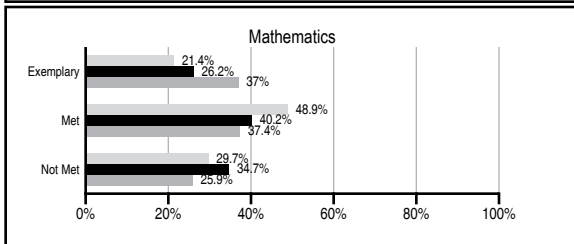
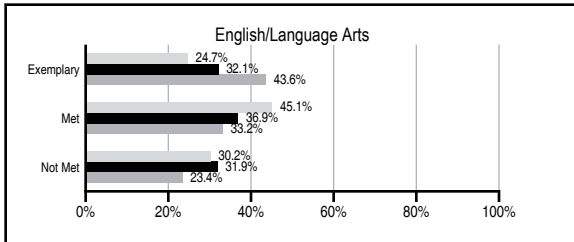
ABSOLUTE RATINGS OF ELEMENTARY SCHOOLS WITH STUDENTS LIKE OURS*

EXCELLENT	GOOD	AVERAGE	BELOW AVERAGE	AT-RISK
6	14	102	23	9

* Ratings are calculated with data available by 11/07/2012. Schools with Students Like Ours are Elementary Schools with Poverty Indices of no more than 5% above or below the index for this school.

PASS PERFORMANCE

Our School
 Elementary Schools with Students Like Ours
 Elementary schools statewide



NAEP PERFORMANCE*

* Performance reported for SC and nation, data not available at school level. Percentages at NAEP Achievement Levels.



SC PERFORMANCE VISION

By 2020 all students will graduate with the knowledge and skills necessary to compete successfully in the global economy, participate in a democratic society and contribute positively as members of families and communities.

Abbreviations Key

N/A Not Applicable N/AV Not Available N/C Not Collected N/R Not Reported I/S Insufficient Sample TBD To be determined

Joseph S. Shanklin Sr. Elementary School
[Beaufort County School District]

SCHOOL PROFILE

	Our School	Change from Last Year	Elementary Schools with Students Like Ours	Median Elementary School
Students (n=476)				
Retention rate	1.1%	Down from 2.0%	1.3%	1.0%
Attendance rate	96.6%	Up from 95.9%	96.3%	96.6%
Served by gifted and talented program	N/AV	N/AV	N/AV	N/AV
With disabilities other than speech	N/AV	N/AV	N/AV	N/AV
Older than usual for grade	N/AV	N/AV	N/AV	N/AV
Out-of-school suspensions or expulsions for violent and/or criminal offenses	0.0%	No Change	0.0%	0.0%
Teachers (n=35)				
Teachers with advanced degrees	65.7%	Down from 66.7%	61.1%	63.0%
Continuing contract teachers	N/AV	N/AV	N/AV	N/AV
Teachers returning from previous year	84.1%	Up from 82.7%	86.8%	88.7%
Teacher attendance rate	94.0%	Up from 93.5%	95.0%	95.1%
Average teacher salary*	\$53,235	Up 5.4%	\$45,945	\$47,210
Classes not taught by highly qualified teachers	3.2%	Down from 4.7%	0.0%	0.0%
Professional development days/teacher	9.5 days	Up from 9.4 days	10.7 days	10.5 days
School				
Principal's years at school	3.0	Up from 2.0	4.0	4.0
Student-teacher ratio in core subjects	22.5 to 1	Up from 15.9 to 1	19.1 to 1	20.0 to 1
Prime instructional time	89.4%	Up from 87.5%	90.2%	90.5%
Opportunities in the arts	Good	No Change	Good	Good
SACS accreditation	Yes	No Change	Yes	Yes
Parents attending conferences	100.0%	Up from 96.0%	100.0%	100.0%
Character development program	Average	Down from Good	Excellent	Excellent
Dollars spent per pupil**	\$10,238	Down 3.0%	\$7,686	\$7,247
Percent of expenditures for instruction**	70.2%	Down from 73.7%	67.4%	68.2%
Percent of expenditures for teacher salaries**	67.0%	Down from 71.7%	63.7%	65.7%
ESEA composite index score	95.3	N/A	88.3	91.9

* Length of contract = 185+ days.

** Prior year audited financial data available.

EVALUATION RESULTS

	Teachers	Students*	Parents*
Number of surveys returned	16	0	0
Percent satisfied with learning environment	68.8%	N/R	N/R
Percent satisfied with social and physical environment	81.3%	N/R	N/R
Percent satisfied with school-home relations	37.5%	N/R	N/R

*Only students at the highest elementary school grade level at this school and their parents were included.

REPORT OF PRINCIPAL AND SCHOOL IMPROVEMENT COUNCIL

Coming off their second straight Palmetto Silver State Award, students at Joseph S. Shanklin Elementary have made great strides and experienced significant progress in the 2011-2012 school year in many areas that support high student achievement. The school's motto, "Hard work pays off with excellence...at Shanklin" has kept us focused, productive and inspired to make teaching and learning excellence a reality for our school community. Strategically and systemically the school has approached the teaching of the core content with research and best practice techniques and processes. This past school year we implemented the TAP Program, (The system for Teacher and Student Advancement Program), This offers an avenue for on-going, site based professional development and coaching for all of our teachers. Joseph S. Shanklin Elementary is the first Learning Expeditions School in the state of South Carolina.

Joseph S. Shanklin has the honor of being chosen as the first Learning Expeditions School in South Carolina. Our school will have the endorsement and assistance of Clemson University. Dr. Chris Marsh of the Low Country Institute was instrumental in helping us acquire this distinction.

Clemson Learning Expeditions Schools engage teachers, parents, staff, and students in working together to create a school culture of collaboration, respect, high expectations and a deep appreciation for the natural world. The program offers partnering schools multiple, innovative learning opportunities that integrate natural resources education across core curriculum areas. Nature-based, expeditionary adventures help students discover their strengths and unique passions for learning, while helping them better understand how they learn, strengthening personal character, self-awareness and cooperation.

Learning expeditions may take teachers and students outside to conduct scientific experiments in natural areas around the campus, engage their imaginations through virtual field trips, or allow them to participate in residential field studies that offer a wide range of activities that promote academic and personal development. Teachers are key to the success of Learning Expeditions School. As such, the program offers an array of learning experiences uniquely designed for educators. Professional development offerings range from in-service seminars to a comprehensive, one-week Summer Institute that reinforce the idea that teachers must be engaged in their own learning process in order to affect student learning. Our approach to professional development fosters close collaboration among teachers with an emphasis on reflection, reward and renewal. The teaching staff engaged in numerous staff development offerings that led to increased competencies in independent reading, reading comprehension, working with children in poverty, involving parents in their child's education, using Promethean Board and Active Studio, Curriculum Mapping, and Everyday Mathematics.

Our students were provided a wealth of extended learning opportunities which included overnight trips to Camp Sewee and Camp Greenville, field trips to the zoo, historical sites, swimming lessons, artist in residence, contests, musical and dramatic performances, visits to local beaches, animal habitats and community resource speakers and presenters. These events provided depth and real world experience to the students that made the curriculum standards come alive. We believe that enriching the lives of our students and expanding their view of the world while increasing their background knowledge will

Comprehensive detail, including definitions of ratings, performance criteria, and explanations of status, is available on www.ed.sc.gov and www.eoc.sc.gov as well as school and school district websites.

Printed versions are available from school districts upon request.

Abbreviations Key

N/A Not Applicable N/AV Not Available N/C Not Collected N/R Not Reported I/S Insufficient Sample TBD To be determined
 NI Newly Identified CSI Continuing School Improvement CA Corrective Action RP Plan to Restructure R Restructure DELAY School Improvement Status HOLD School Improvement Status