



SC Annual School Report Card Summary

St. Helena Elementary School
 Beaufort County School District
 Grades: PK-5 Enrollment: 482
 Principal: Kay Keeler
 Superintendent: Dr. Valerie Truesdale
 Board Chair: Fred Washington

PERFORMANCE

Comprehensive detail, including definitions of ratings, performance criteria, and explanations of status, is available on www.ed.sc.gov and www.eoc.sc.gov as well as school and school district websites. Printed versions are available from school districts upon request.

YEAR	ABSOLUTE RATING	GROWTH RATING	PALMETTO GOLD AND SILVER AWARD		ESEA/FEDERAL ACCOUNTABILITY RATING SYSTEM	
			General Performance	Closing the Gap	ESEA Grade	Accountability Indicator
2012	Below Average	Average	TBD	TBD	F	N/A
2011	Below Average	Average	N/A	N/A	Not Met	N/A
2010	At-Risk	At-Risk	N/A	N/A	Met	N/A

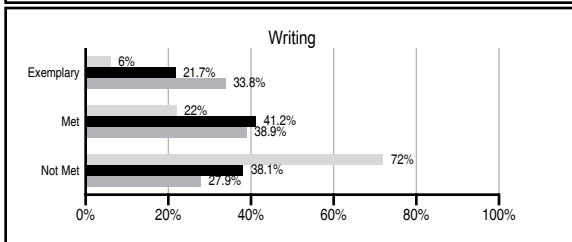
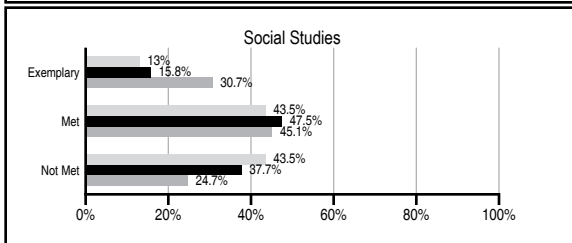
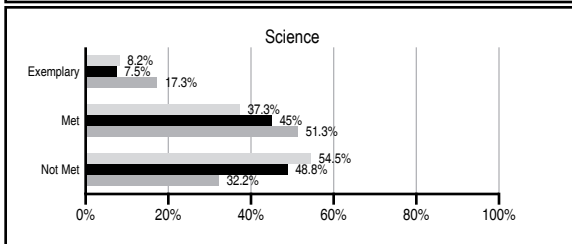
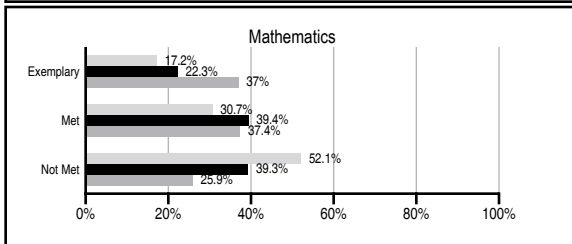
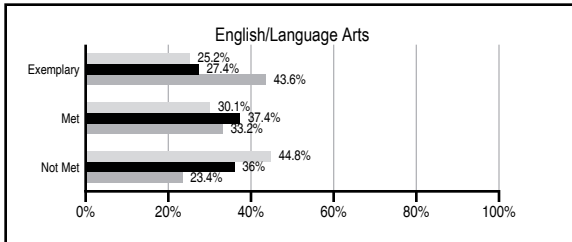
ABSOLUTE RATINGS OF ELEMENTARY SCHOOLS WITH STUDENTS LIKE OURS*

EXCELLENT	GOOD	AVERAGE	BELOW AVERAGE	AT-RISK
2	12	86	47	19

* Ratings are calculated with data available by 11/07/2012. Schools with Students Like Ours are Elementary Schools with Poverty Indices of no more than 5% above or below the index for this school.

PASS PERFORMANCE

Our School
 Elementary Schools with Students Like Ours
 Elementary schools statewide



NAEP PERFORMANCE*

* Performance reported for SC and nation, data not available at school level. Percentages at NAEP Achievement Levels.



SC PERFORMANCE VISION

By 2020 all students will graduate with the knowledge and skills necessary to compete successfully in the global economy, participate in a democratic society and contribute positively as members of families and communities.

Abbreviations Key

N/A Not Applicable N/AV Not Available N/C Not Collected N/R Not Reported I/S Insufficient Sample TBD To be determined

St. Helena Elementary School
[Beaufort County School District]

SCHOOL PROFILE

	Our School	Change from Last Year	Elementary Schools with Students Like Ours	Median Elementary School
Students (n=482)				
Retention rate	1.9%	Up from 0.0%	1.3%	1.0%
Attendance rate	97.4%	No Change	96.3%	96.6%
Served by gifted and talented program	N/AV	N/AV	N/AV	N/AV
With disabilities other than speech	N/AV	N/AV	N/AV	N/AV
Older than usual for grade	N/AV	N/AV	N/AV	N/AV
Out-of-school suspensions or expulsions for violent and/or criminal offenses	0.0%	No Change	0.0%	0.0%
Teachers (n=33)				
Teachers with advanced degrees	69.7%	Down from 75.0%	62.5%	63.0%
Continuing contract teachers	N/AV	N/AV	N/AV	N/AV
Teachers returning from previous year	73.7%	Down from 74.2%	85.3%	88.7%
Teacher attendance rate	95.0%	Up from 93.8%	95.3%	95.1%
Average teacher salary*	\$56,722	Down 1.7%	\$45,127	\$47,210
Classes not taught by highly qualified teachers	15.9%	Up from 0.0%	0.0%	0.0%
Professional development days/teacher	15.9 days	Down from 16.1 days	9.7 days	10.5 days
School				
Principal's years at school	3.0	Up from 2.0	4.0	4.0
Student-teacher ratio in core subjects	17.3 to 1	Up from 17.0 to 1	18.1 to 1	20.0 to 1
Prime instructional time	90.3%	Up from 89.0%	90.6%	90.5%
Opportunities in the arts	Good	Down from Excellent	Good	Good
SACS accreditation	Yes	No Change	Yes	Yes
Parents attending conferences	97.1%	Down from 99.3%	100.0%	100.0%
Character development program	Excellent	No Change	Excellent	Excellent
Dollars spent per pupil**	\$11,238	Down 21.7%	\$8,355	\$7,247
Percent of expenditures for instruction**	69.2%	Up from 67.8%	66.0%	68.2%
Percent of expenditures for teacher salaries**	67.2%	Up from 64.2%	63.1%	65.7%
ESEA composite index score	51.7	N/A	84.7	91.9

* Length of contract = 185+ days.

** Prior year audited financial data available.

EVALUATION RESULTS

	Teachers	Students*	Parents*
Number of surveys returned	20	46	12
Percent satisfied with learning environment	90.0%	63.0%	50.0%
Percent satisfied with social and physical environment	90.0%	60.9%	54.5%
Percent satisfied with school-home relations	75.0%	80.0%	58.3%

*Only students at the highest elementary school grade level at this school and their parents were included.

REPORT OF PRINCIPAL AND SCHOOL IMPROVEMENT COUNCIL

Circle Unbroken, our theme for the year at St. Helena Elementary School, brought much in depth discussion. The school is housed on a barrier island on the coast of the Atlantic Ocean and is rich in history and heritage. The community embraces the school and plays an active role in supporting the children and teachers who spend 200 days together, learning beside each other. This is the final year for the extended days of learning. During this time the number of children on grade level in math and reading has been on the rise and it will be our new journey to keep the pace with the traditional 180 days in the years to come. A succession of six family nights brought in over three hundred people each night, including mothers, fathers, grandparents, aunts, and uncles, as well as community services and members. Topics ranged from academics to test data and skills needed to be successful with the tests to social and health issues. In addition, in the fall there were family nights on reading, math, and technology. Community volunteers came from several organizations to tutor, mentor, and assist teachers. Together, all strived to keep the circle unbroken.

Reading continues to show progress. We served 72 Pre-K-K students in all day sessions to assure that children could be prepared for kindergarten and beyond. Five full and part time reading teachers worked with children each day, planning with the reading coach. These were guided reading lessons in addition to direct instruction by the homeroom teacher. Math still brings challenges for us to work with. Math groups were pulled and divided amongst several certified personnel to provide small, skill focused groups. The benchmark tests on MAP continue to show growth and student progress in both areas. More students are taking advantage of home, the community library and school computer labs to go on line with Compass Learning and Every Day Math. Effective teaching strategies continue to be emphasized through SC TAP under the leadership of the TAP Leadership Team and progress monitoring took on a new dimension as authentic work was analyzed and plans were made with coaches in instruction, reading, math, and technology. The circle continues to be strengthened with home and school to seek the utmost success in both areas.

Science, Technology, Engineering, Mathematics (STEM) with the arts continue to be the unit focus for our second through fifth graders. Field studies and trips enhanced this learning. Fifth graders spent a day at The Citadel with professors and students from the math, science, and engineering departments. Our students returned, inspired to one day be engineers themselves. This program teaches critical thinking and problem solving in cooperative group settings with hands on experiences. This helps provide our students with the skills needed to envision their dreams for the future. Together we can continue to make the difference in the lives of our children, one step at a time, keeping the Circle Unbroken.

Principal Kay Keeler and SIC Chairperson Crystal Warren

Comprehensive detail, including definitions of ratings, performance criteria, and explanations of status, is available on www.ed.sc.gov and www.eoc.sc.gov as well as school and school district websites.

Printed versions are available from school districts upon request.

Abbreviations Key

N/A Not Applicable N/AV Not Available N/C Not Collected N/R Not Reported I/S Insufficient Sample TBD To be determined

NI Newly Identified CSI Continuing School Improvement CA Corrective Action RP Plan to Restructure R Restructure DELAY School Improvement Status HOLD School Improvement Status