



# SC Annual School Report Card Summary

Shell Point Elementary  
 Beaufort County School District  
 Grades: PK-5 Enrollment: 379  
 Principal: NA  
 Superintendent: Dr. Valerie Truesdale  
 Board Chair: Fred Washington

## PERFORMANCE

Comprehensive detail, including definitions of ratings, performance criteria, and explanations of status, is available on [www.ed.sc.gov](http://www.ed.sc.gov) and [www.eoc.sc.gov](http://www.eoc.sc.gov) as well as school and school district websites. Printed versions are available from school districts upon request.

YEAR	ABSOLUTE RATING	GROWTH RATING	PALMETTO GOLD AND SILVER AWARD		ESEA/FEDERAL ACCOUNTABILITY RATING SYSTEM	
			General Performance	Closing the Gap	ESEA Grade	Accountability Indicator
2012	Average	Average	TBD	TBD	A	N/A
2011	Average	Average	Silver	N/A	Met	N/A
2010	Average	Average	N/A	N/A	Met	N/A

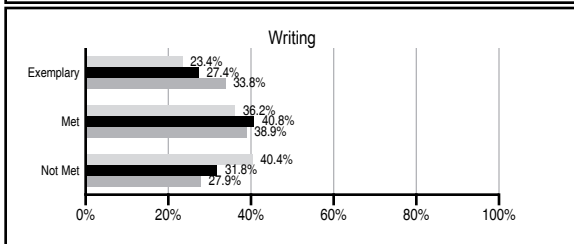
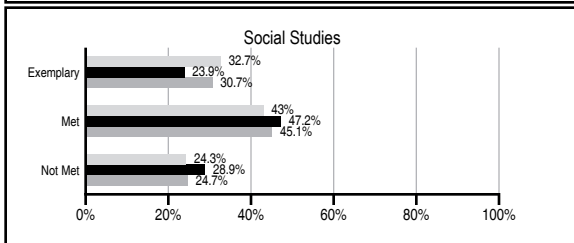
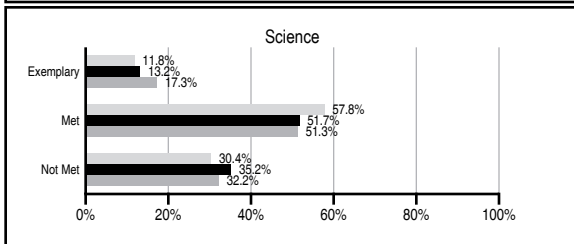
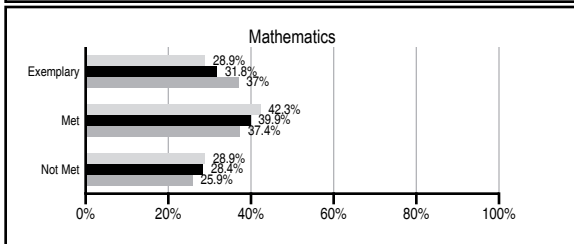
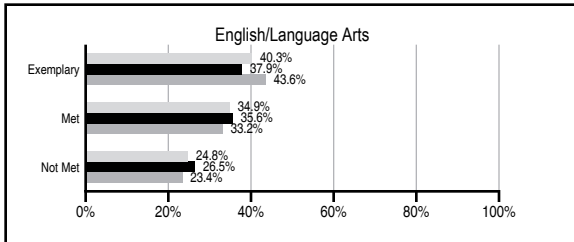
## ABSOLUTE RATINGS OF ELEMENTARY SCHOOLS WITH STUDENTS LIKE OURS\*

EXCELLENT	GOOD	AVERAGE	BELOW AVERAGE	AT-RISK
10	27	86	9	0

\* Ratings are calculated with data available by 11/07/2012. Schools with Students Like Ours are Elementary Schools with Poverty Indices of no more than 5% above or below the index for this school.

## PASS PERFORMANCE

Our School
  Elementary Schools with Students Like Ours
  Elementary schools statewide



## NAEP PERFORMANCE\*

\* Performance reported for SC and nation, data not available at school level. Percentages at NAEP Achievement Levels.



## SC PERFORMANCE VISION

*By 2020 all students will graduate with the knowledge and skills necessary to compete successfully in the global economy, participate in a democratic society and contribute positively as members of families and communities.*

### Abbreviations Key

N/A Not Applicable N/AV Not Available N/C Not Collected N/R Not Reported I/S Insufficient Sample TBD To be determined

# Shell Point Elementary [Beaufort County School District]

## SCHOOL PROFILE

	Our School	Change from Last Year	Elementary Schools with Students Like Ours	Median Elementary School
<b>Students (n=379)</b>				
Retention rate	0.9%	Up from 0.0%	1.5%	1.0%
Attendance rate	96.3%	Up from 95.0%	96.3%	96.6%
Served by gifted and talented program	N/AV	N/AV	N/AV	N/AV
With disabilities other than speech	N/AV	N/AV	N/AV	N/AV
Older than usual for grade	N/AV	N/AV	N/AV	N/AV
Out-of-school suspensions or expulsions for violent and/or criminal offenses	1.6%	Down from 2.4%	0.0%	0.0%
<b>Teachers (n=32)</b>				
Teachers with advanced degrees	56.3%	Down from 58.1%	60.9%	63.0%
Continuing contract teachers	N/AV	N/AV	N/AV	N/AV
Teachers returning from previous year	84.7%	Down from 86.5%	88.7%	88.7%
Teacher attendance rate	98.4%	Up from 93.7%	94.8%	95.1%
Average teacher salary*	\$50,146	Down 1.2%	\$46,876	\$47,210
Classes not taught by highly qualified teachers	2.6%	Down from 3.0%	0.0%	0.0%
Professional development days/teacher	10.5 days	Down from 15.0 days	10.8 days	10.5 days
<b>School</b>				
Principal's years at school	7.0	Up from 6.0	4.0	4.0
Student-teacher ratio in core subjects	17.4 to 1	Down from 19.6 to 1	19.9 to 1	20.0 to 1
Prime instructional time	94.3%	Up from 86.2%	89.7%	90.5%
Opportunities in the arts	Good	No Change	Good	Good
SACS accreditation	Yes	No Change	Yes	Yes
Parents attending conferences	97.9%	Down from 100.0%	100.0%	100.0%
Character development program	Average	No Change	Excellent	Excellent
Dollars spent per pupil**	\$8,869	Down 3.0%	\$7,288	\$7,247
Percent of expenditures for instruction**	69.5%	Up from 66.3%	67.8%	68.2%
Percent of expenditures for teacher salaries**	67.9%	Up from 61.1%	65.0%	65.7%
ESEA composite index score	98.4	N/A	88.7	91.9

\* Length of contract = 185+ days.

\*\* Prior year audited financial data available.

## EVALUATION RESULTS

	Teachers	Students*	Parents*
Number of surveys returned	33	52	40
Percent satisfied with learning environment	97.0%	88.5%	87.5%
Percent satisfied with social and physical environment	100.0%	75.0%	97.5%
Percent satisfied with school-home relations	72.7%	84.6%	78.9%

\*Only students at the highest elementary school grade level at this school and their parents were included.

## REPORT OF PRINCIPAL AND SCHOOL IMPROVEMENT COUNCIL

This school year has been very unique and bittersweet. In August, 2011, the Board of Education voted to close Shell Point Elementary School at the end of the 2011 – 2012 school year, for economic reasons. As a result of the school closure, most of the students will attend a neighboring elementary school next year.

We were very pleased to earn the Palmetto Silver Award for student achievement again this year. Our efforts to stay focused on teaching and learning during this difficult time proved to be well worthwhile. We continued with our Learning Expeditions, sponsored by the Low Country Institute and Clemson University. Fifth graders spent three days in the mountains at Camp Greenville, helping them better understand the topography of South Carolina. Fourth graders spent three days at Camp Sewee, outside of Charleston, learning better about the low country and tidal ecology. Third graders visited the South Carolina Aquarium, "front-loading" information to help them as they studied about South Carolina and the creatures of the ocean and local marshes.

This year, the goal of the School Improvement Council was to assist families with the transition to new schools and to be cheerleaders for the teachers as they prepared the students for MAP and PASS. Transition meetings were held with the "receiving schools," working hard to ensure that the moves to new schools would go smoothly. Each school had an "open house" for the students and their families. Shell Point Elementary, courtesy of Parent Involvement Title I money, provided ice cream for one of the family events. The SIC encouraged the Shell Point parents to stay involved in their child's education by being active in supporting the SIC and PTO at the next school.

It has been an honor and a privilege to serve as principal of Shell Point Elementary School for the past seven years. While our hearts are broken that this school will no longer exist, we are proud to have been a part of this school's culture and educational excellence. "Catch the Spirit of Shell Point's Sensational Seahorses!"

Mary Ellen Parks, Principal  
Brandice Bragg, SIC Chairperson

Comprehensive detail, including definitions of ratings, performance criteria, and explanations of status, is available on [www.ed.sc.gov](http://www.ed.sc.gov) and [www.eoc.sc.gov](http://www.eoc.sc.gov) as well as school and school district websites.

Printed versions are available from school districts upon request.

### Abbreviations Key

N/A Not Applicable N/AV Not Available N/C Not Collected N/R Not Reported I/S Insufficient Sample TBD To be determined

NI Newly Identified CSI Continuing School Improvement CA Corrective Action RP Plan to Restructure R Restructure DELAY School Improvement Status HOLD School Improvement Status