



SC Annual School Report Card Summary

Port Royal Elementary School
 Beaufort County School District
 Grades: PK-5 Enrollment: 253
 Principal: Chavon Browne
 Superintendent: Dr. Valerie Truesdale
 Board Chair: Fred Washington

PERFORMANCE

Comprehensive detail, including definitions of ratings, performance criteria, and explanations of status, is available on www.ed.sc.gov and www.eoc.sc.gov as well as school and school district websites. Printed versions are available from school districts upon request.

YEAR	ABSOLUTE RATING	GROWTH RATING	PALMETTO GOLD AND SILVER AWARD		ESEA/FEDERAL ACCOUNTABILITY RATING SYSTEM	
			General Performance	Closing the Gap	ESEA Grade	Accountability Indicator
2012	Good	Average	TBD	TBD	A	N/A
2011	Good	Average	Silver	N/A	Met	N/A
2010	Good	Excellent	Gold	Silver	Met	N/A

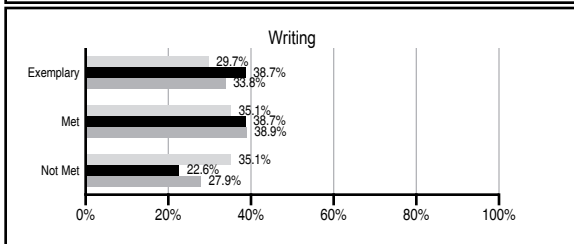
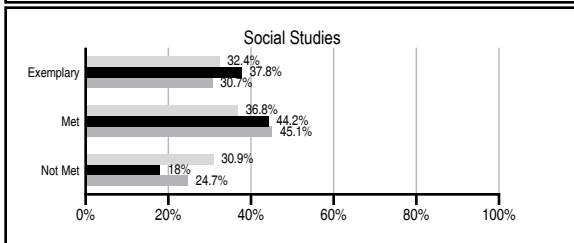
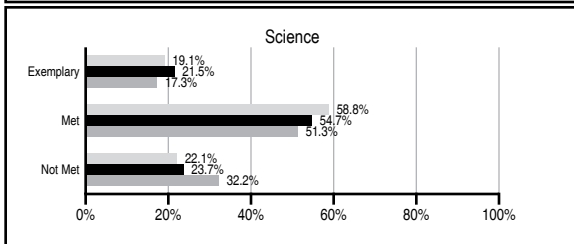
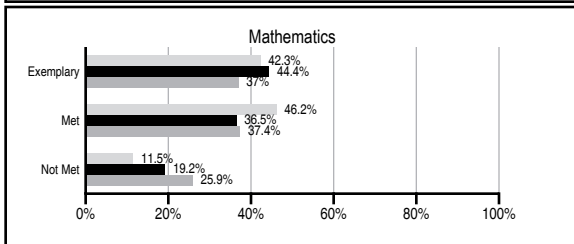
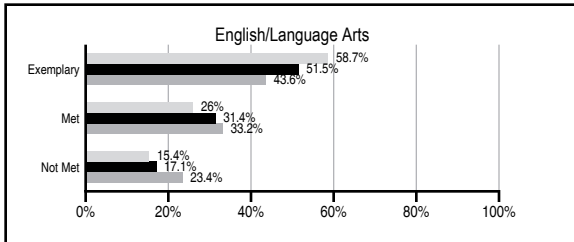
ABSOLUTE RATINGS OF ELEMENTARY SCHOOLS WITH STUDENTS LIKE OURS*

EXCELLENT	GOOD	AVERAGE	BELOW AVERAGE	AT-RISK
43	33	11	1	0

* Ratings are calculated with data available by 11/07/2012. Schools with Students Like Ours are Elementary Schools with Poverty Indices of no more than 5% above or below the index for this school.

PASS PERFORMANCE

Our School
 Elementary Schools with Students Like Ours
 Elementary schools statewide



NAEP PERFORMANCE*

* Performance reported for SC and nation, data not available at school level. Percentages at NAEP Achievement Levels.



SC PERFORMANCE VISION

By 2020 all students will graduate with the knowledge and skills necessary to compete successfully in the global economy, participate in a democratic society and contribute positively as members of families and communities.

Abbreviations Key

N/A Not Applicable N/AV Not Available N/C Not Collected N/R Not Reported I/S Insufficient Sample TBD To be determined

Port Royal Elementary School
[Beaufort County School District]

SCHOOL PROFILE

	Our School	Change from Last Year	Elementary Schools with Students Like Ours	Median Elementary School
Students (n=253)				
Retention rate	0.4%	No Change	0.9%	1.0%
Attendance rate	96.8%	Up from 96.6%	96.7%	96.6%
Served by gifted and talented program	N/AV	N/AV	N/AV	N/AV
With disabilities other than speech	N/AV	N/AV	N/AV	N/AV
Older than usual for grade	N/AV	N/AV	N/AV	N/AV
Out-of-school suspensions or expulsions for violent and/or criminal offenses	0.0%	No Change	0.0%	0.0%
Teachers (n=22)				
Teachers with advanced degrees	63.6%	Down from 70.8%	64.5%	63.0%
Continuing contract teachers	N/AV	N/AV	N/AV	N/AV
Teachers returning from previous year	77.0%	Up from 76.2%	89.2%	88.7%
Teacher attendance rate	N/R	N/R	95.1%	95.1%
Average teacher salary*	\$49,924	Up 1.3%	\$48,812	\$47,210
Classes not taught by highly qualified teachers	0.0%	No Change	0.0%	0.0%
Professional development days/teacher	14.9 days	Down from 15.4 days	11.7 days	10.5 days
School				
Principal's years at school	3.0	Up from 2.0	5.0	4.0
Student-teacher ratio in core subjects	18.5 to 1	Up from 16.3 to 1	20.2 to 1	20.0 to 1
Prime instructional time	N/R	N/R	90.3%	90.5%
Opportunities in the arts	Good	No Change	Good	Good
SACS accreditation	Yes	No Change	Yes	Yes
Parents attending conferences	100.0%	Up from 99.3%	100.0%	100.0%
Character development program	Excellent	No Change	Excellent	Excellent
Dollars spent per pupil**	\$10,199	Up 14.5%	\$6,951	\$7,247
Percent of expenditures for instruction**	63.9%	Up from 60.6%	68.0%	68.2%
Percent of expenditures for teacher salaries**	60.1%	Up from 59.1%	66.3%	65.7%
ESEA composite index score	98.3	N/A	94.9	91.9

* Length of contract = 185+ days.

** Prior year audited financial data available.

EVALUATION RESULTS

	Teachers	Students*	Parents*
Number of surveys returned	22	38	28
Percent satisfied with learning environment	90.9%	78.4%	92.6%
Percent satisfied with social and physical environment	100.0%	78.9%	88.5%
Percent satisfied with school-home relations	90.5%	81.6%	76.9%

*Only students at the highest elementary school grade level at this school and their parents were included.

REPORT OF PRINCIPAL AND SCHOOL IMPROVEMENT COUNCIL

This fall, Port Royal Elementary celebrated its 100th year of serving the students, families and community of the Town of Port Royal. The yearlong Centennial Celebration began with a reunion of former and current PRE Family members, included a new school song composed by our students, with an art competition and other projects that honored Our Century of Learning. We thrive as a vibrant neighborhood school, nestled on the main street of a very active, nurturing community that rallied last summer to ensure the future of the school. Every student is held to very high expectations and goals, with literacy, numeracy, and technology integration as our top priorities. This year we earned the Palmetto Silver Award for overall academic performance, as well as the third consecutive year of Adequate Yearly Progress (AYP) under the federal "No Child Left Behind" criteria. We are extremely proud that the PRE School Improvement Council (SIC) was named as one of the top five in South Carolina, earning Honorable Mention for the 2012 Dick and Tunky Riley Award for SIC Excellence. Our SIC was recognized for success with increasing community involvement and collaboration to meet the changing needs of our students, to celebrate the PRE Centennial, and to revitalize PRE as an ongoing, dynamic neighborhood school. The SIC was honored at the statewide SC-SIC Annual Meeting this spring, and former Governor Dick Riley presented the award personally to our representatives. We are particularly proud to be the first winner of this honor in Beaufort County.

Student achievement resulted from a continued focus on curriculum standards and effective teaching practices, under the leadership of our Literacy and Math Coaches. Year one implementation of the Teacher Advancement Program (TAP), a highly proven professional development model that increases teacher collaboration and effectiveness to improve student learning, was led by our TAP Master and Mentor Teachers. Rigorous implementation of the Everyday Math Program and the district Balanced Literacy program, with very involved parents has made all the difference! Targeted academic supports are in place to engage and motivate our challenged learners, and our staff makes data-driven decisions to support all children. Implementation of Positive Behavioral Interventions and Supports (PBIS) and anti-bullying strategies continue, and our children were recognized for thousands of good choices and kind acts. We continue to strive to prepare our students for the complexity of the 21st century, with the leadership and problem solving that are so critical to their future success.

Many dream of living in a community such as ours, where children walk to school, and teachers and staff know every child. Our students and families enjoy holiday festivities sponsored by the Town, and our children are able to walk to the Sands and to the new Cypress Wetlands to experience learning in real world settings. We visit with our local seniors, our Post Office, the Fire and Police Departments and walk to the YMCA for swimming lessons. Our community supports us in all we do, and we truly appreciate that it takes a Town to raise the children of Port Royal Elementary!

Susanne Baisch, SIC Chair
 Shirley, Principal

Jo

Comprehensive detail, including definitions of ratings, performance criteria, and explanations of status, is available on www.ed.sc.gov and www.eoc.sc.gov as well as school and school district websites.

Printed versions are available from school districts upon request.

Abbreviations Key

N/A Not Applicable N/AV Not Available N/C Not Collected N/R Not Reported I/S Insufficient Sample TBD To be determined
 NI Newly Identified CSI Continuing School Improvement CA Corrective Action RP Plan to Restructure R Restructure DELAY School Improvement Status HOLD School Improvement Status