



SC Annual School Report Card Summary

Mossy Oaks Elementary School
 Beaufort County School District
 Grades: PK-5 Enrollment: 461
 Principal: Donald A. Gruel
 Superintendent: Dr. Valerie Truesdale
 Board Chair: Fred Washington

PERFORMANCE

Comprehensive detail, including definitions of ratings, performance criteria, and explanations of status, is available on www.ed.sc.gov and www.eoc.sc.gov as well as school and school district websites. Printed versions are available from school districts upon request.

YEAR	ABSOLUTE RATING	GROWTH RATING	PALMETTO GOLD AND SILVER AWARD		ESEA/FEDERAL ACCOUNTABILITY RATING SYSTEM	
			General Performance	Closing the Gap	ESEA Grade	Accountability Indicator
2012	Good	Good	TBD	TBD	A	N/A
2011	Good	Good	Silver	N/A	Not Met	N/A
2010	Good	Excellent	Gold	Silver	Met	N/A

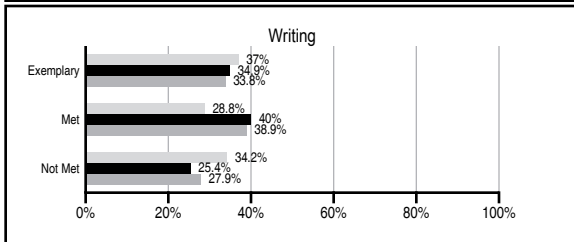
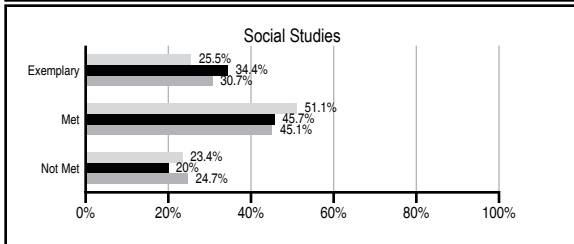
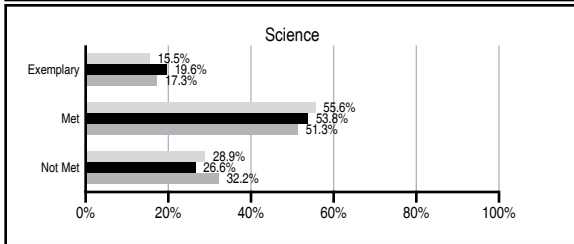
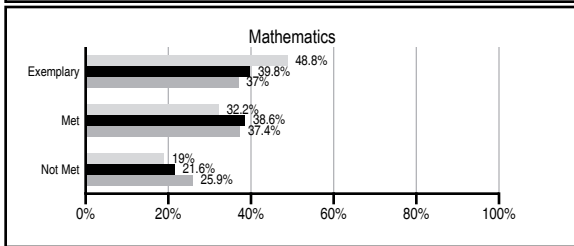
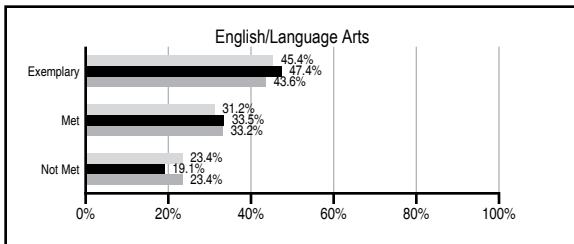
ABSOLUTE RATINGS OF ELEMENTARY SCHOOLS WITH STUDENTS LIKE OURS*

EXCELLENT	GOOD	AVERAGE	BELOW AVERAGE	AT-RISK
32	45	26	0	0

* Ratings are calculated with data available by 11/07/2012. Schools with Students Like Ours are Elementary Schools with Poverty Indices of no more than 5% above or below the index for this school.

PASS PERFORMANCE

Our School
 Elementary Schools with Students Like Ours
 Elementary schools statewide



NAEP PERFORMANCE*

* Performance reported for SC and nation, data not available at school level. Percentages at NAEP Achievement Levels.



SC PERFORMANCE VISION

By 2020 all students will graduate with the knowledge and skills necessary to compete successfully in the global economy, participate in a democratic society and contribute positively as members of families and communities.

Abbreviations Key

N/A Not Applicable N/AV Not Available N/C Not Collected N/R Not Reported I/S Insufficient Sample TBD To be determined

Mossy Oaks Elementary School
[Beaufort County School District]

SCHOOL PROFILE

	Our School	Change from Last Year	Elementary Schools with Students Like Ours	Median Elementary School
Students (n=461)				
Retention rate	1.1%	Up from 0.9%	0.9%	1.0%
Attendance rate	97.2%	Up from 96.7%	96.5%	96.6%
Served by gifted and talented program	N/AV	N/AV	N/AV	N/AV
With disabilities other than speech	N/AV	N/AV	N/AV	N/AV
Older than usual for grade	N/AV	N/AV	N/AV	N/AV
Out-of-school suspensions or expulsions for violent and/or criminal offenses	0.0%	No Change	0.0%	0.0%
Teachers (n=34)				
Teachers with advanced degrees	67.6%	Up from 62.9%	62.0%	63.0%
Continuing contract teachers	N/AV	N/AV	N/AV	N/AV
Teachers returning from previous year	89.8%	Up from 89.0%	89.3%	88.7%
Teacher attendance rate	93.2%	Down from 94.7%	95.2%	95.1%
Average teacher salary*	\$52,668	Up 2.2%	\$47,703	\$47,210
Classes not taught by highly qualified teachers	0.0%	No Change	0.0%	0.0%
Professional development days/teacher	15.8 days	Up from 13.9 days	11.3 days	10.5 days
School				
Principal's years at school	11.0	Up from 10.0	5.0	4.0
Student-teacher ratio in core subjects	18.2 to 1	Down from 21.2 to 1	20.0 to 1	20.0 to 1
Prime instructional time	88.3%	Down from 90.0%	90.3%	90.5%
Opportunities in the arts	Good	No Change	Good	Good
SACS accreditation	Yes	No Change	Yes	Yes
Parents attending conferences	100.0%	No Change	100.0%	100.0%
Character development program	Good	Down from Excellent	Excellent	Excellent
Dollars spent per pupil**	\$8,145	Down 2.4%	\$6,782	\$7,247
Percent of expenditures for instruction**	68.3%	Down from 68.4%	68.6%	68.2%
Percent of expenditures for teacher salaries**	65.3%	Down from 66.6%	66.3%	65.7%
ESEA composite index score	90.4	N/A	92.9	91.9

* Length of contract = 185+ days.

** Prior year audited financial data available.

EVALUATION RESULTS

	Teachers	Students*	Parents*
Number of surveys returned	33	71	59
Percent satisfied with learning environment	97.0%	95.8%	88.9%
Percent satisfied with social and physical environment	97.0%	94.4%	93.0%
Percent satisfied with school-home relations	97.0%	94.4%	84.5%

*Only students at the highest elementary school grade level at this school and their parents were included.

REPORT OF PRINCIPAL AND SCHOOL IMPROVEMENT COUNCIL

The 2011-2012 school year was an exciting year for the Mossy Oaks Elementary School family. We were recognized once again by the State Board of Education and the South Carolina Department of Education for outstanding student academic performance as we received a silver award for general performance. We also received the USDA Healthier US School Silver Award. 78 % of our students met or exceeded their goal in reading as measured by MAP (Measures of Academic Performance) with 82% meeting or exceeding their goal in mathematics. We became a TAP school at the beginning of the 2011-2012 school year. TAP is The System for Teacher and Student Advancement. Through this effort we have developed a TAP leadership team comprised of the principal, assistant principal, TAP master teacher, and three TAP mentor teachers with the ultimate goal of increasing student achievement. In addition to promoting academic success our students had opportunities to participate in our drum team, boy's book club, Encouragers' Club and Mighty Oak Singers. We also formed a partnership with a local church. Through this partnership the "Kid's Hope USA" program was started in our school. This program provided mentors for several of our students. Character education continued to be an important part of the daily school routine as we worked to build good citizens who are caring, responsible, and trustworthy. We continued with our school-wide PBIS program which builds on the positive behaviors exhibited by our students. This citizenship and caring attitude was evident as students in all grades "Walked for Water" to raise funds to provide a water purifying system for a school in Haiti. Students walked 9595 laps through the year for this cause. We also raised over \$8,000 for several organizations including The United Way, American Cancer Society, Heart Fund, and St. Jude's Children's Hospital. Through these efforts and our continued emphasis on character we are moving forward in our quest to build a responsible citizen who will go out each day and make the right choices. Mossy Oaks Elementary continues to benefit from a strong base of parental and community support. Our PTO provided opportunities for students to shop in Candy Cane Lane, was a major sponsor of our "Field Day" and held several family activities throughout the year. They provided assistance, when needed, to our students, staff, and parents. Through the efforts of our PTO and School Management Team we continue to provide opportunities for all to become involved in providing a school environment that will help our students to be successful. During the 2011-2012 school year we continued in our mission to promote academic growth and character development that will provide a safe environment where every member is in the right place, at the right time, doing the right thing preparing children for their unique roles in the world. Our students know that each day they can make it a great day or not, the choice is theirs.

Donald Gruel, Principal
 Buskirk, SIC Chair

Missy

Comprehensive detail, including definitions of ratings, performance criteria, and explanations of status, is available on www.ed.sc.gov and www.eoc.sc.gov as well as school and school district websites.

Printed versions are available from school districts upon request.

Abbreviations Key

N/A Not Applicable N/AV Not Available N/C Not Collected N/R Not Reported I/S Insufficient Sample TBD To be determined
 NI Newly Identified CSI Continuing School Improvement CA Corrective Action RP Plan to Restructure R Restructure DELAY School Improvement Status HOLD School Improvement Status