



# SC Annual School Report Card Summary

Lady's Island Elementary  
 Beaufort County School District  
 Grades: PK-5 Enrollment: 299  
 Principal: Marvelle L. Ulmer  
 Superintendent: Dr. Valerie Truesdale  
 Board Chair: Fred Washington

## PERFORMANCE

Comprehensive detail, including definitions of ratings, performance criteria, and explanations of status, is available on [www.ed.sc.gov](http://www.ed.sc.gov) and [www.eoc.sc.gov](http://www.eoc.sc.gov) as well as school and school district websites. Printed versions are available from school districts upon request.

YEAR	ABSOLUTE RATING	GROWTH RATING	PALMETTO GOLD AND SILVER AWARD		ESEA/FEDERAL ACCOUNTABILITY RATING SYSTEM	
			General Performance	Closing the Gap	ESEA Grade	Accountability Indicator
2012	Good	Excellent	TBD	TBD	A	N/A
2011	Average	Average	Silver	N/A	Not Met	N/A
2010	Average	Average	N/A	N/A	Met	N/A

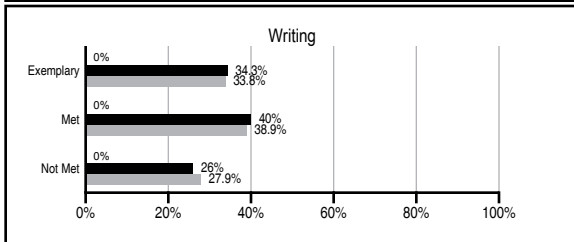
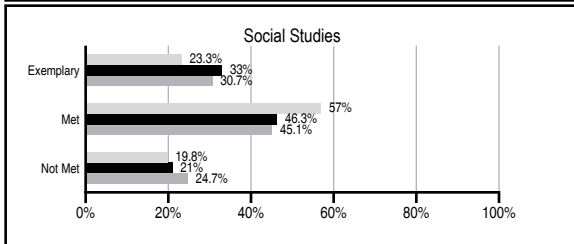
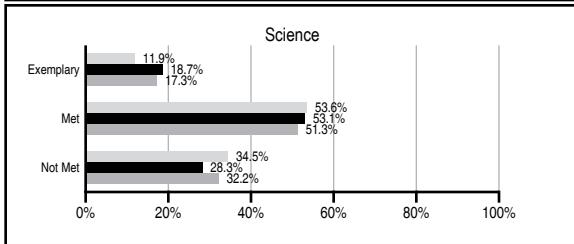
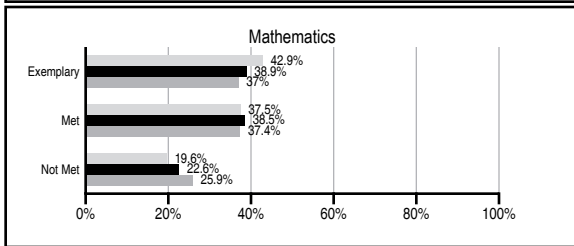
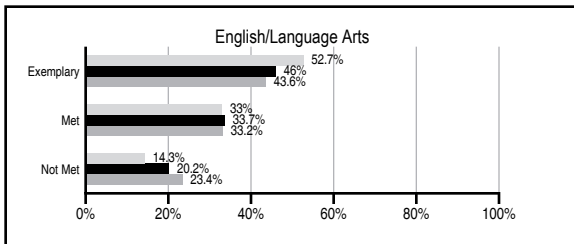
## ABSOLUTE RATINGS OF ELEMENTARY SCHOOLS WITH STUDENTS LIKE OURS\*

EXCELLENT	GOOD	AVERAGE	BELOW AVERAGE	AT-RISK
33	44	38	1	0

\* Ratings are calculated with data available by 11/07/2012. Schools with Students Like Ours are Elementary Schools with Poverty Indices of no more than 5% above or below the index for this school.

## PASS PERFORMANCE

Our School  
 Elementary Schools with Students Like Ours  
 Elementary schools statewide



## NAEP PERFORMANCE\*

\* Performance reported for SC and nation, data not available at school level. Percentages at NAEP Achievement Levels.



## SC PERFORMANCE VISION

*By 2020 all students will graduate with the knowledge and skills necessary to compete successfully in the global economy, participate in a democratic society and contribute positively as members of families and communities.*

### Abbreviations Key

N/A Not Applicable N/AV Not Available N/C Not Collected N/R Not Reported I/S Insufficient Sample TBD To be determined

**Lady's Island Elementary**  
**[Beaufort County School District]**

**SCHOOL PROFILE**

	Our School	Change from Last Year	Elementary Schools with Students Like Ours	Median Elementary School
<b>Students (n=299)</b>				
Retention rate	0.7%	Down from 1.0%	1.0%	1.0%
Attendance rate	96.8%	Up from 96.0%	96.5%	96.6%
Served by gifted and talented program	N/AV	N/AV	N/AV	N/AV
With disabilities other than speech	N/AV	N/AV	N/AV	N/AV
Older than usual for grade	N/AV	N/AV	N/AV	N/AV
Out-of-school suspensions or expulsions for violent and/or criminal offenses	0.0%	Down from 2.1%	0.0%	0.0%
<b>Teachers (n=28)</b>				
Teachers with advanced degrees	78.6%	Down from 80.0%	61.9%	63.0%
Continuing contract teachers	N/AV	N/AV	N/AV	N/AV
Teachers returning from previous year	81.1%	Up from 77.9%	89.4%	88.7%
Teacher attendance rate	96.0%	Up from 94.7%	95.2%	95.1%
Average teacher salary*	\$50,782	Down 1.9%	\$47,380	\$47,210
Classes not taught by highly qualified teachers	0.0%	No Change	0.0%	0.0%
Professional development days/teacher	10.8 days	Up from 10.0 days	11.3 days	10.5 days
<b>School</b>				
Principal's years at school	2.0	Up from 1.0	5.0	4.0
Student-teacher ratio in core subjects	17.5 to 1	Down from 21.7 to 1	19.9 to 1	20.0 to 1
Prime instructional time	91.6%	Up from 88.4%	90.3%	90.5%
Opportunities in the arts	Excellent	No Change	Good	Good
SACS accreditation	Yes	No Change	Yes	Yes
Parents attending conferences	100.0%	No Change	100.0%	100.0%
Character development program	Excellent	Up from Good	Excellent	Excellent
Dollars spent per pupil**	\$10,248	Up 8.7%	\$6,909	\$7,247
Percent of expenditures for instruction**	67.8%	No Change	68.0%	68.2%
Percent of expenditures for teacher salaries**	64.4%	Down from 66.0%	65.9%	65.7%
ESEA composite index score	99.3	N/A	91.9	91.9

\* Length of contract = 185+ days.

\*\* Prior year audited financial data available.

**EVALUATION RESULTS**

	Teachers	Students*	Parents*
Number of surveys returned	24	60	45
Percent satisfied with learning environment	91.7%	88.1%	88.4%
Percent satisfied with social and physical environment	95.8%	81.7%	84.4%
Percent satisfied with school-home relations	91.7%	86.7%	68.9%

\*Only students at the highest elementary school grade level at this school and their parents were included.

**REPORT OF PRINCIPAL AND SCHOOL IMPROVEMENT COUNCIL**

Lady's Island Elementary is located in Beaufort, South Carolina. It is nestled in a remote corner of Lady's Island bordered by the marshes of Chowan Creek and Distant Island. It is a school with a commitment to academic excellence through arts integration. A school of choice, students from across the district choose to attend Lady's Island Elementary along with those who are in our attendance zone. The school's community designates student achievement as its highest priority while maintaining a safe, productive, and family-oriented environment.

L.I.E.S. is an extraordinary school. In addition to the traditional subjects of physical education, art, and music, Lady's Island also boasts outstanding drama, dance, show choir, and strings programs. These programs are embedded into our curriculum through collaboration between academic and fine arts teachers that allows students to master academic standards in engaging, multisensory classroom settings. Students learn about math, science, social studies, and ELA through dance, music, and visual arts. With the arts-infused curriculum, students are provided opportunities to exceed South Carolina academic standards while excelling in the arts.

The arts allow us to meet the diverse needs of our school population on a daily basis. This year, our school was awarded the Arts in Basic Curriculum grant and the Distinguished Art Program grant. As a result, our school community participated in work with five different artists in residence, attended community theatre performances, and visited a local art gallery. We also expanded our instruments to include African drums. Additional grants were awarded to support various programs in our school.

Other highlights of our year are equally noteworthy. We held a successful dinner theatre where both students and faculty entertained the audience. Our students and staff participated in numerous arts events around town. Students learned about local water sheds through a national project called River of Words that combined art, poetry, and science. One of our own third grader's artwork was featured on the front cover of the book produced showcasing student artwork and poetry from across the district. We participated and placed in local, regional, and national cup stacking events.

Our school family also gave back to our community in numerous ways. The show choir and dance groups performed for residents in assisted living facilities. The show choir caroled downtown, as well as performing at Night on the Town. The school as a whole collected Toys for Tots, coats, and canned goods, as well as raising money for Relay for Life and Jump Rope for Heart. In celebration of Beaufort's Tricentennial, students created birthday cards and framed art that can be found on display in several local businesses.

Lady's Island is committed to creating optimal learning environments while focusing on helping each student reach his or her personal best. Boasting strong parent participation, dedicated classroom instructors, an active PTO and SIC, and supportive community stakeholders, Lady's Island is an incredible place where all children excel and realize their potential.

Marvelle L. Ulmer, Principal  
 Gallion, SIC Chairperson

Melanie

Comprehensive detail, including definitions of ratings, performance criteria, and explanations of status, is available on [www.ed.sc.gov](http://www.ed.sc.gov) and [www.eoc.sc.gov](http://www.eoc.sc.gov) as well as school and school district websites.

Printed versions are available from school districts upon request.

**Abbreviations Key**

N/A Not Applicable N/AV Not Available N/C Not Collected N/R Not Reported I/S Insufficient Sample TBD To be determined

NI Newly Identified CSI Continuing School Improvement CA Corrective Action RP Plan to Restructure R Restructure DELAY School Improvement Status HOLD School Improvement Status