



SC Annual School Report Card Summary

Broad River Elementary School
Beaufort County School District
Grades: PK-5 **Enrollment: 354**
Principal: Constance Goodwine-Lewis
Superintendent: Dr. Valerie Truesdale
Board Chair: Fred Washington

PERFORMANCE

Comprehensive detail, including definitions of ratings, performance criteria, and explanations of status, is available on www.ed.sc.gov and www.eoc.sc.gov as well as school and school district websites. Printed versions are available from school districts upon request.

YEAR	ABSOLUTE RATING	GROWTH RATING	PALMETTO GOLD AND SILVER AWARD		ESEA/FEDERAL ACCOUNTABILITY RATING SYSTEM	
			General Performance	Closing the Gap	ESEA Grade	Accountability Indicator
2012	Average	Good	TBD	TBD	N/A	N/A
2011	Average	Average	Silver	N/A	Not Met	N/A
2010	Average	Average	N/A	N/A	Met	N/A

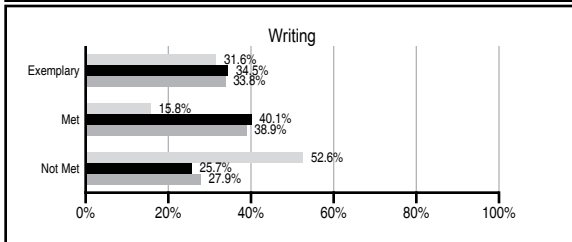
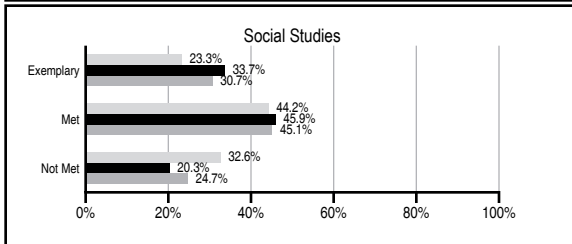
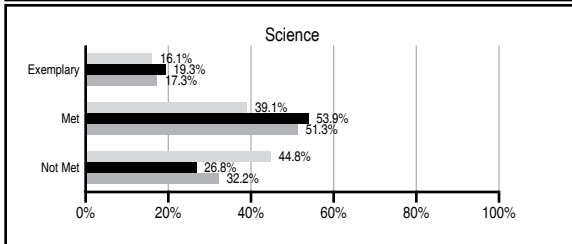
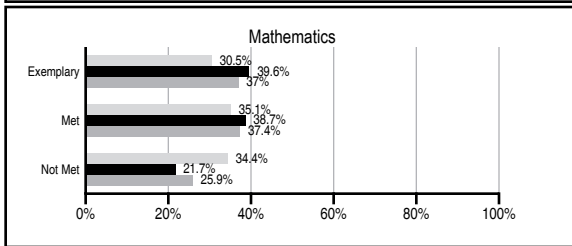
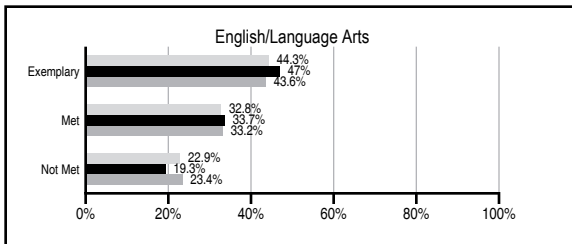
ABSOLUTE RATINGS OF ELEMENTARY SCHOOLS WITH STUDENTS LIKE OURS*

EXCELLENT	GOOD	AVERAGE	BELOW AVERAGE	AT-RISK
31	42	29	0	0

* Ratings are calculated with data available by 11/15/2012. Schools with Students Like Ours are Elementary Schools with Poverty Indices of no more than 5% above or below the index for this school.

PASS PERFORMANCE

Our School
 Elementary Schools with Students Like Ours
 Elementary schools statewide



NAEP PERFORMANCE*

* Performance reported for SC and nation, data not available at school level. Percentages at NAEP Achievement Levels.



SC PERFORMANCE VISION

By 2020 all students will graduate with the knowledge and skills necessary to compete successfully in the global economy, participate in a democratic society and contribute positively as members of families and communities.

Abbreviations Key

N/A Not Applicable N/AV Not Available N/C Not Collected N/R Not Reported I/S Insufficient Sample TBD To be determined

Broad River Elementary School
[Beaufort County School District]

SCHOOL PROFILE

	Our School	Change from Last Year	Elementary Schools with Students Like Ours	Median Elementary School
Students (n=354)				
Retention rate	0.3%	Down from 1.2%	1.1%	1.0%
Attendance rate	96.9%	Up from 95.7%	96.5%	96.6%
Served by gifted and talented program	N/AV	N/AV	N/AV	N/AV
With disabilities other than speech	N/AV	N/AV	N/AV	N/AV
Older than usual for grade	N/AV	N/AV	N/AV	N/AV
Out-of-school suspensions or expulsions for violent and/or criminal offenses	0.0%	No Change	0.0%	0.0%
Teachers (n=29)				
Teachers with advanced degrees	55.2%	Up from 53.1%	61.9%	63.0%
Continuing contract teachers	65.5%	Down from 68.8%	90.1%	87.5%
Teachers returning from previous year	68.5%	Up from 67.0%	89.2%	88.7%
Teacher attendance rate	93.4%	Down from 93.5%	95.2%	95.1%
Average teacher salary*	\$47,654	Down 1.2%	\$47,413	\$47,210
Classes not taught by highly qualified teachers	0.0%	Down from 2.3%	0.0%	0.0%
Professional development days/teacher	9.9 days	Up from 9.4 days	11.4 days	10.5 days
School				
Principal's years at school	3.0	Up from 2.0	5.0	4.0
Student-teacher ratio in core subjects	14.8 to 1	Up from 11.3 to 1	20.2 to 1	20.0 to 1
Prime instructional time	88.3%	Up from 86.6%	90.3%	90.5%
Opportunities in the arts	Good	No Change	Good	Good
SACS accreditation	Yes	No Change	Yes	Yes
Parents attending conferences	100.0%	No Change	100.0%	100.0%
Character development program	Good	No Change	Excellent	Excellent
Dollars spent per pupil**	\$9,433	Down 2.6%	\$6,711	\$7,242
Percent of expenditures for instruction**	67.9%	Down from 70.4%	68.2%	68.1%
Percent of expenditures for teacher salaries**	65.5%	Down from 67.1%	66.3%	65.6%
ESEA composite index score	90.2	N/A	92.9	91.9

* Length of contract = 185+ days.

** Prior year audited financial data available.

EVALUATION RESULTS

	Teachers	Students*	Parents*
Number of surveys returned	9	42	22
Percent satisfied with learning environment	88.9%	92.9%	85.0%
Percent satisfied with social and physical environment	100.0%	87.5%	86.4%
Percent satisfied with school-home relations	77.8%	82.9%	81.0%

*Only students at the highest elementary school grade level at this school and their parents were included.

REPORT OF PRINCIPAL AND SCHOOL IMPROVEMENT COUNCIL

Serving approximately 400 students in the Northwest corner of Beaufort County and in the vicinity of the area's two military bases, Broad River Elementary sees an ebb and flow of transient families who bring their global experiences to our program of international and inquiry-based education.

Our staff has worked diligently to raise student achievement through the implementation of various literacy, science and math initiatives. These programs include small group literacy instruction by full-time, certified teachers, Science Fair, School-wide Writing Prompts, MAP testing, and educational field trips that link to content standards. We support teacher professional development through academic area coaches in reading, math and technology. We also have a Master Teacher who supports instructional strategy development and science.

Because we value intentional, standards-based instruction, we ensure that our teachers have numerous opportunities for professional development and training in best practices. This year we implemented TAP (The System for Teacher and Student Advancement Program). This offers an avenue for on-going, site-based professional development and coaching.

As a result of the above initiatives, our school's academic growth has been recognized by the State Department of Education through the presentation of a Palmetto Silver Award for achievement and a value-added 5 on a scale that ranges from 0-5 as it relates to growth and student achievement based on our TAP implementation.

Our school acknowledges that it is important support and nurture healthy living habits, as well as, academics. We have established a partnership with our food service provider to insure healthy choices such as a salad bar for students and vegetarian options as a part of our lunch menu. We also have a walking club. These efforts have gained our school national recognition from First Lady Michelle Obama's "Let's Move" Campaign. Our school was awarded, at the White House, with a USDA Healthier US School Award.

We foster positive school, parent and community relations through school-wide events such as the Principal's Writer's Luncheon, Literacy Night, Science Night, Exhibition, Artist Showcase (in conjunction with a community showcase sponsored by one of our local chambers of commerce) and several musical performances.

Though we have the challenge of a transient community, Broad River Elementary strives for excellence.

Constance Goodwine-Lewis, M.Ed., Principal
 Jennie Jessup, School Improvement Council Chair

Comprehensive detail, including definitions of ratings, performance criteria, and explanations of status, is available on www.ed.sc.gov and www.eoc.sc.gov as well as school and school district websites.

Printed versions are available from school districts upon request.

Abbreviations Key

N/A Not Applicable N/AV Not Available N/C Not Collected N/R Not Reported I/S Insufficient Sample TBD To be determined

NI Newly Identified CSI Continuing School Improvement CA Corrective Action RP Plan to Restructure R Restructure DELAY School Improvement Status HOLD School Improvement Status