



# SC Annual School Report Card Summary

Beaufort Elementary School  
 Beaufort County School District  
 Grades: PK-5 Enrollment: 619  
 Principal: jennifer Morillo  
 Superintendent: Dr. Valerie Truesdale  
 Board Chair: Fred Washington

## PERFORMANCE

Comprehensive detail, including definitions of ratings, performance criteria, and explanations of status, is available on [www.ed.sc.gov](http://www.ed.sc.gov) and [www.eoc.sc.gov](http://www.eoc.sc.gov) as well as school and school district websites. Printed versions are available from school districts upon request.

YEAR	ABSOLUTE RATING	GROWTH RATING	PALMETTO GOLD AND SILVER AWARD		ESEA/FEDERAL ACCOUNTABILITY RATING SYSTEM	
			General Performance	Closing the Gap	ESEA Grade	Accountability Indicator
2012	Good	Good	TBD	TBD	A	Focus
2011	Average	Good	Silver	N/A	Not Met	CA
2010	Average	Average	N/A	N/A	Not Met	CSI

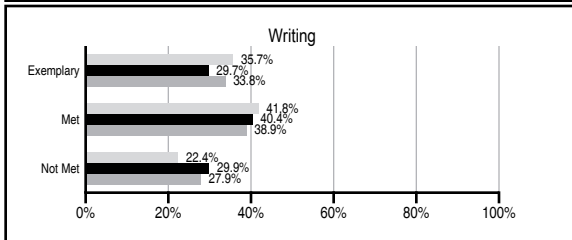
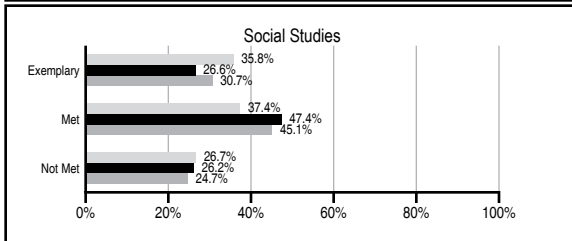
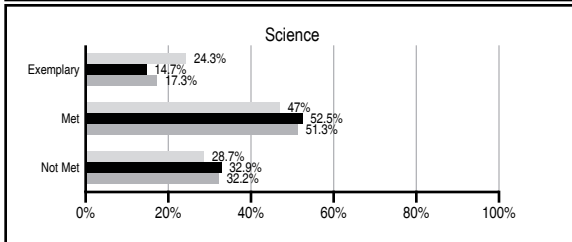
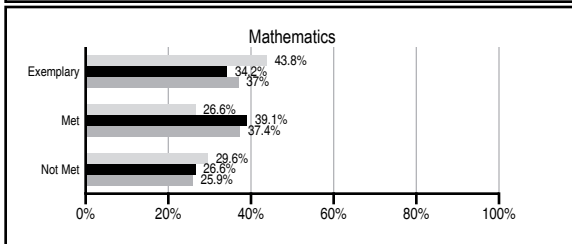
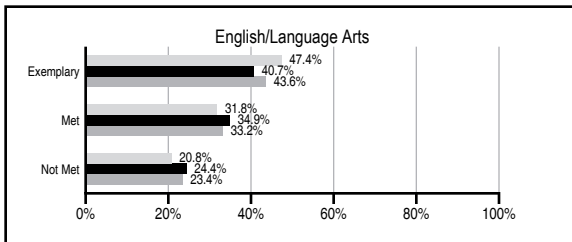
## ABSOLUTE RATINGS OF ELEMENTARY SCHOOLS WITH STUDENTS LIKE OURS\*

EXCELLENT	GOOD	AVERAGE	BELOW AVERAGE	AT-RISK
15	34	70	5	0

\* Ratings are calculated with data available by 11/07/2012. Schools with Students Like Ours are Elementary Schools with Poverty Indices of no more than 5% above or below the index for this school.

## PASS PERFORMANCE

Our School  
 Elementary Schools with Students Like Ours  
 Elementary schools statewide



## NAEP PERFORMANCE\*

\* Performance reported for SC and nation, data not available at school level. Percentages at NAEP Achievement Levels.



## SC PERFORMANCE VISION

*By 2020 all students will graduate with the knowledge and skills necessary to compete successfully in the global economy, participate in a democratic society and contribute positively as members of families and communities.*

### Abbreviations Key

N/A Not Applicable N/AV Not Available N/C Not Collected N/R Not Reported I/S Insufficient Sample TBD To be determined

**Beaufort Elementary School**  
**[Beaufort County School District]**

**SCHOOL PROFILE**

	Our School	Change from Last Year	Elementary Schools with Students Like Ours	Median Elementary School
<b>Students (n=619)</b>				
Retention rate	0.7%	Down from 2.1%	1.3%	1.0%
Attendance rate	96.8%	Up from 96.2%	96.3%	96.6%
Served by gifted and talented program	N/AV	N/AV	N/AV	N/AV
With disabilities other than speech	N/AV	N/AV	N/AV	N/AV
Older than usual for grade	N/AV	N/AV	N/AV	N/AV
Out-of-school suspensions or expulsions for violent and/or criminal offenses	0.0%	No Change	0.0%	0.0%
<b>Teachers (n=50)</b>				
Teachers with advanced degrees	66.0%	Down from 67.3%	61.5%	63.0%
Continuing contract teachers	N/AV	N/AV	N/AV	N/AV
Teachers returning from previous year	79.3%	Down from 80.3%	89.6%	88.7%
Teacher attendance rate	93.3%	Down from 93.7%	94.9%	95.1%
Average teacher salary*	\$52,054	Down 2.2%	\$47,463	\$47,210
Classes not taught by highly qualified teachers	1.3%	Up from 0.0%	0.0%	0.0%
Professional development days/teacher	15.4 days	Up from 9.9 days	10.5 days	10.5 days
<b>School</b>				
Principal's years at school	3.0	Up from 2.0	4.5	4.0
Student-teacher ratio in core subjects	17.4 to 1	Up from 15.4 to 1	19.9 to 1	20.0 to 1
Prime instructional time	87.1%	Up from 86.9%	89.8%	90.5%
Opportunities in the arts	Good	Up from Poor	Good	Good
SACS accreditation	Yes	No Change	Yes	Yes
Parents attending conferences	100.0%	Up from 99.9%	100.0%	100.0%
Character development program	Excellent	No Change	Excellent	Excellent
Dollars spent per pupil**	\$9,156	Up 17.8%	\$7,322	\$7,247
Percent of expenditures for instruction**	76.2%	Up from 75.3%	67.8%	68.2%
Percent of expenditures for teacher salaries**	73.7%	Up from 72.8%	65.1%	65.7%
ESEA composite index score	99.1	N/A	88.4	91.9

\* Length of contract = 185+ days.

\*\* Prior year audited financial data available.

**REPORT OF PRINCIPAL AND SCHOOL IMPROVEMENT COUNCIL**

Dear Beaufort Elementary School Family,

The 2011-12 school year continued the positive academic trends in all subjects and grades. On state measures, student achievement highlights include:

- receiving a Palmetto Silver Award
- 2011 Teacher Advancement Program Recognition for Value-Added Level 5 Achievement
- 0.69 Absolute Index Growth from 2009-2011 on State Report Card
- 2.81 Improvement Index Growth from 2009-2011 on State Report Card
- 7.1 MAP Reading RIT Mean Score Improvement 2009-2011
- 8 MAP Math RIT Mean Score Improvement 2009-2011
- 14.9 Decrease in Percentage of Students Not Meeting ELA State Standards on PASS 2009 – 2011
- 17 Decrease in Percentage of Students Not Meeting Math State Standards on PASS 2009 – 2011

In five years' time Beaufort Elementary has grown from 2007 report card ratings below average in both achievement and growth to 2011 school's report card ratings average in achievement and good in growth. On federal measures, from 2010 to 2011 AYP performance improved from 90% to 94%. Beaufort Elementary School remains focused on stretching learners through its successful magnet programs: Advanced Math, Engineering, and Science Academy (AMES) and Montessori. We invite community members and parents to visit our school, volunteer with students, and be involved in Beaufort County Schools.

Jennifer Morillo, Principal  
 Beaufort Elementary School  
 A Tile 1 School

**EVALUATION RESULTS**

	Teachers	Students*	Parents*
Number of surveys returned	31	102	67
Percent satisfied with learning environment	100.0%	87.1%	89.4%
Percent satisfied with social and physical environment	100.0%	74.5%	92.3%
Percent satisfied with school-home relations	87.1%	82.4%	80.0%

\*Only students at the highest elementary school grade level at this school and their parents were included.

Comprehensive detail, including definitions of ratings, performance criteria, and explanations of status, is available on [www.ed.sc.gov](http://www.ed.sc.gov) and [www.eoc.sc.gov](http://www.eoc.sc.gov) as well as school and school district websites.

Printed versions are available from school districts upon request.

**Abbreviations Key**

N/A Not Applicable N/AV Not Available N/C Not Collected N/R Not Reported I/S Insufficient Sample TBD To be determined  
 NI Newly Identified CSI Continuing School Improvement CA Corrective Action RP Plan to Restructure R Restructure DELAY School Improvement Status HOLD School Improvement Status