



SC Annual School Report Card Summary

Kelly Edwards Elementary
 Williston School District 29
 Grades: PK-5 Enrollment: 401
 Principal: Donna Selvey
 Superintendent: Tom Siler, Ph.D.
 Board Chair: J. Calvin Melton

PERFORMANCE

Comprehensive detail, including definitions of ratings, performance criteria, and explanations of status, is available on www.ed.sc.gov and www.eoc.sc.gov as well as school and school district websites. Printed versions are available from school districts upon request.

YEAR	ABSOLUTE RATING	GROWTH RATING	PALMETTO GOLD AND SILVER AWARD		ESEA/FEDERAL ACCOUNTABILITY RATING SYSTEM	
			General Performance	Closing the Gap	ESEA Grade	Accountability Indicator
2012	Average	Average	TBD	TBD	A	Reward
2011	Average	Average	Silver	N/A	Met	N/A
2010	Average	Average	N/A	N/A	Met	N/A

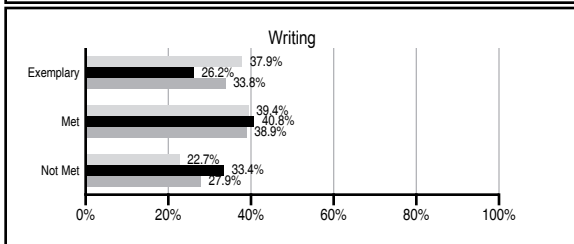
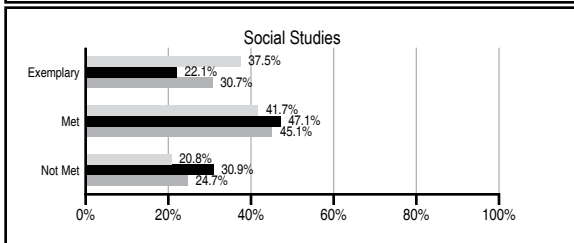
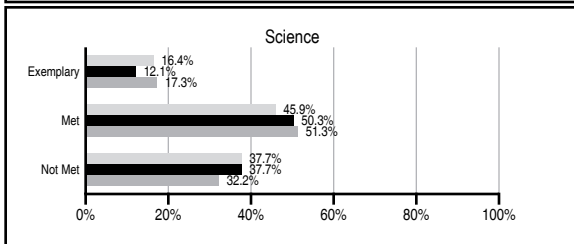
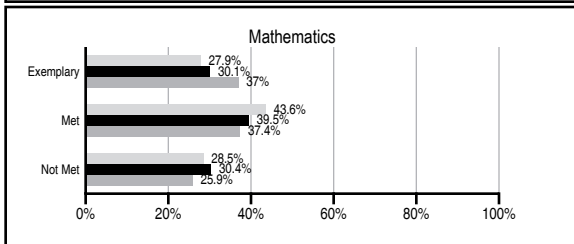
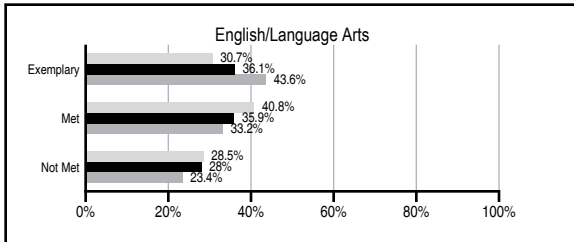
ABSOLUTE RATINGS OF ELEMENTARY SCHOOLS WITH STUDENTS LIKE OURS*

EXCELLENT	GOOD	AVERAGE	BELOW AVERAGE	AT-RISK
8	21	87	11	2

* Ratings are calculated with data available by 11/07/2012. Schools with Students Like Ours are Elementary Schools with Poverty Indices of no more than 5% above or below the index for this school.

PASS PERFORMANCE

Our School
 Elementary Schools with Students Like Ours
 Elementary schools statewide



NAEP PERFORMANCE*

* Performance reported for SC and nation, data not available at school level. Percentages at NAEP Achievement Levels.



SC PERFORMANCE VISION

By 2020 all students will graduate with the knowledge and skills necessary to compete successfully in the global economy, participate in a democratic society and contribute positively as members of families and communities.

Abbreviations Key

N/A Not Applicable N/AV Not Available N/C Not Collected N/R Not Reported I/S Insufficient Sample TBD To be determined

Kelly Edwards Elementary [Williston School District 29]

SCHOOL PROFILE

	Our School	Change from Last Year	Elementary Schools with Students Like Ours	Median Elementary School
Students (n=401)				
Retention rate	1.6%	Down from 3.3%	1.4%	1.0%
Attendance rate	96.1%	Up from 95.7%	96.3%	96.6%
Served by gifted and talented program	N/AV	N/AV	N/AV	N/AV
With disabilities other than speech	N/AV	N/AV	N/AV	N/AV
Older than usual for grade	N/AV	N/AV	N/AV	N/AV
Out-of-school suspensions or expulsions for violent and/or criminal offenses	0.0%	No Change	0.0%	0.0%
Teachers (n=28)				
Teachers with advanced degrees	57.1%	Up from 54.8%	61.1%	63.0%
Continuing contract teachers	N/AV	N/AV	N/AV	N/AV
Teachers returning from previous year	89.7%	Up from 88.0%	88.3%	88.7%
Teacher attendance rate	94.2%	Up from 91.8%	94.8%	95.1%
Average teacher salary*	\$44,738	Up 3.2%	\$46,666	\$47,210
Classes not taught by highly qualified teachers	0.0%	No Change	0.0%	0.0%
Professional development days/teacher	14.2 days	Up from 13.5 days	11.0 days	10.5 days
School				
Principal's years at school	9.0	Up from 8.0	4.0	4.0
Student-teacher ratio in core subjects	19.4 to 1	Up from 17.5 to 1	19.5 to 1	20.0 to 1
Prime instructional time	89.3%	Up from 86.6%	89.7%	90.5%
Opportunities in the arts	Excellent	No Change	Good	Good
SACS accreditation	No	No Change	Yes	Yes
Parents attending conferences	100.0%	Up from 99.1%	100.0%	100.0%
Character development program	Good	Down from Excellent	Excellent	Excellent
Dollars spent per pupil**	\$7,099	Down 0.5%	\$7,417	\$7,247
Percent of expenditures for instruction**	69.9%	Up from 68.5%	68.2%	68.2%
Percent of expenditures for teacher salaries**	67.4%	Up from 61.9%	65.0%	65.7%
ESEA composite index score	93.5	N/A	89.3	91.9

* Length of contract = 185+ days.

** Prior year audited financial data available.

EVALUATION RESULTS

	Teachers	Students*	Parents*
Number of surveys returned	28	62	44
Percent satisfied with learning environment	100.0%	90.2%	88.4%
Percent satisfied with social and physical environment	92.6%	85.2%	77.3%
Percent satisfied with school-home relations	83.3%	87.1%	83.3%

*Only students at the highest elementary school grade level at this school and their parents were included.

REPORT OF PRINCIPAL AND SCHOOL IMPROVEMENT COUNCIL

Kelly Edwards Elementary is dedicated to providing a quality, child-centered education by establishing a safe and secure environment that is conducive to learning and discovery. We believe it is our goal to promote experiences that equip students with fundamental skills in literacy, mathematics, science, social studies, the use of technology, and the arts. Our vision at Kelly Edwards Elementary School, in partnership with students, teachers and parents, is to develop students that strive to be respectful, responsible, and actively engaged every day. These three key traits drive our school-wide positive behavior intervention system (PBIS).

Our ultimate goal is to provide an individual learning path for each student. We are accomplishing this task by effectively using Response to Intervention (RTI), assessing quarterly benchmark data to provide small group instruction daily and implementing Save the Children initiative. We feel it is important for each child to be challenged at his/her own level.

Kelly Edwards Elementary also recognizes the need to create caring students. We feel it is important to give back to our community. Each grade level is dedicated to providing a community service project. Our students raised items/money for the Ronald McDonald House, local food pantry, March of Dimes, Relay for Life, Heifer International, and military personnel.

We continue to utilize our tools for technology instruction and integration. This use of technology in the classroom has been emphasized to allow for more interactive and engaging lessons. Classrooms are equipped with Smartboards, LCD projectors, Elmo document cameras, Senteo Smart Response Systems, and Flip Camcorders for enhancement of student learning. Our expectations remain high for student growth, and our goal to help all students find success remains foremost.

Donna Selvey, Principal
Toneka Green, School Improvement Council Chairperson

Comprehensive detail, including definitions of ratings, performance criteria, and explanations of status, is available on www.ed.sc.gov and www.eoc.sc.gov as well as school and school district websites.

Printed versions are available from school districts upon request.

Abbreviations Key

N/A Not Applicable N/AV Not Available N/C Not Collected N/R Not Reported I/S Insufficient Sample TBD To be determined
NI Newly Identified CSI Continuing School Improvement CA Corrective Action RP Plan to Restructure R Restructure DELAY School Improvement Status HOLD School Improvement Status