



SC Annual School Report Card Summary

Macedonia Elementary
 Barnwell #19
 Grades: PK-6 Enrollment: 470
 Principal: Eryl Smalls
 Superintendent: Dr. Teresa L. Pope
 Board Chair: Ms. Evelyn Coker

PERFORMANCE

Comprehensive detail, including definitions of ratings, performance criteria, and explanations of status, is available on www.ed.sc.gov and www.eoc.sc.gov as well as school and school district websites. Printed versions are available from school districts upon request.

YEAR	ABSOLUTE RATING	GROWTH RATING	PALMETTO GOLD AND SILVER AWARD		ESEA/FEDERAL ACCOUNTABILITY RATING SYSTEM	
			General Performance	Closing the Gap	ESEA Grade	Accountability Indicator
2012	Below Average	Below Average	TBD	TBD	F	N/A
2011	Below Average	Below Average	N/A	N/A	Not Met	N/A
2010	Below Average	Below Average	N/A	N/A	Met	N/A

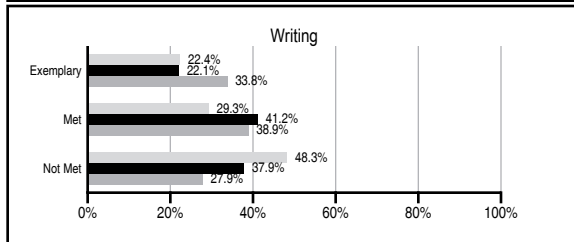
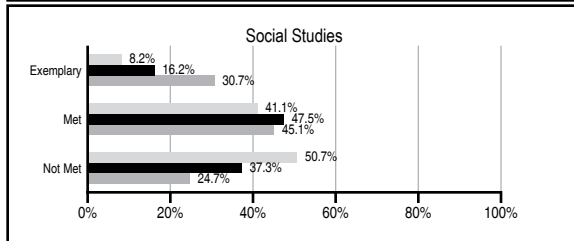
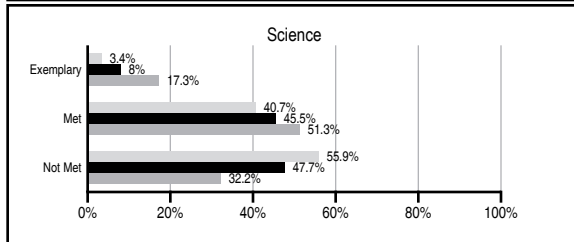
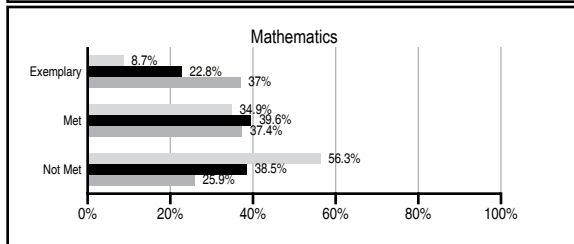
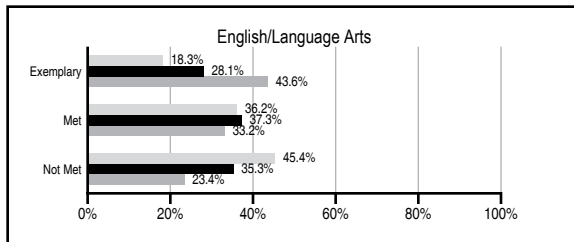
ABSOLUTE RATINGS OF ELEMENTARY SCHOOLS WITH STUDENTS LIKE OURS*

EXCELLENT	GOOD	AVERAGE	BELOW AVERAGE	AT-RISK
3	13	104	51	20

* Ratings are calculated with data available by 11/07/2012. Schools with Students Like Ours are Elementary Schools with Poverty Indices of no more than 5% above or below the index for this school.

PASS PERFORMANCE

Our School
 Elementary Schools with Students Like Ours
 Elementary schools statewide



NAEP PERFORMANCE*

* Performance reported for SC and nation, data not available at school level. Percentages at NAEP Achievement Levels.



SC PERFORMANCE VISION

By 2020 all students will graduate with the knowledge and skills necessary to compete successfully in the global economy, participate in a democratic society and contribute positively as members of families and communities.

Abbreviations Key

N/A Not Applicable N/AV Not Available N/C Not Collected N/R Not Reported I/S Insufficient Sample TBD To be determined

Macedonia Elementary [Barnwell #19]

SCHOOL PROFILE

	Our School	Change from Last Year	Elementary Schools with Students Like Ours	Median Elementary School
Students (n=470)				
Retention rate	1.9%	Up from 1.8%	1.3%	1.0%
Attendance rate	95.6%	Down from 96.5%	96.3%	96.6%
Served by gifted and talented program	N/AV	N/AV	N/AV	N/AV
With disabilities other than speech	N/AV	N/AV	N/AV	N/AV
Older than usual for grade	N/AV	N/AV	N/AV	N/AV
Out-of-school suspensions or expulsions for violent and/or criminal offenses	0.0%	No Change	0.0%	0.0%
Teachers (n=30)				
Teachers with advanced degrees	46.7%	Up from 40.0%	62.5%	63.0%
Continuing contract teachers	N/AV	N/AV	N/AV	N/AV
Teachers returning from previous year	92.7%	Up from 86.8%	85.7%	88.7%
Teacher attendance rate	94.3%	Up from 93.6%	95.1%	95.1%
Average teacher salary*	\$39,654	Down 0.8%	\$45,241	\$47,210
Classes not taught by highly qualified teachers	0.0%	No Change	0.0%	0.0%
Professional development days/teacher	1.7 days	Down from 6.4 days	10.2 days	10.5 days
School				
Principal's years at school	5.0	Up from 0.0	4.0	4.0
Student-teacher ratio in core subjects	13.7 to 1	Down from 17.0 to 1	18.3 to 1	20.0 to 1
Prime instructional time	89.0%	Down from 89.3%	90.5%	90.5%
Opportunities in the arts	Good	No Change	Good	Good
SACS accreditation	Yes	No Change	Yes	Yes
Parents attending conferences	100.0%	No Change	100.0%	100.0%
Character development program	Excellent	No Change	Excellent	Excellent
Dollars spent per pupil**	\$7,881	Down 4.3%	\$8,198	\$7,247
Percent of expenditures for instruction**	61.8%	Up from 59.1%	66.4%	68.2%
Percent of expenditures for teacher salaries**	53.8%	Up from 52.9%	63.3%	65.7%
ESEA composite index score	53.2	N/A	85.0	91.9

* Length of contract = 185+ days.

** Prior year audited financial data available.

EVALUATION RESULTS

	Teachers	Students*	Parents*
Number of surveys returned	25	48	33
Percent satisfied with learning environment	100.0%	81.3%	90.6%
Percent satisfied with social and physical environment	96.0%	80.9%	84.8%
Percent satisfied with school-home relations	68.0%	87.5%	87.5%

*Only students at the highest elementary school grade level at this school and their parents were included.

REPORT OF PRINCIPAL AND SCHOOL IMPROVEMENT COUNCIL

Macedonia Elementary is a school where...High Expectations lead to; Academic achievement in an atmosphere; where failure is not an option; Knowledge leads to excellence; and Success prevails.

Great things happened at Macedonia Elementary School! We are a Title I school seeking to provide a challenging education in a safe and supportive environment. Recently, the idea of choice in education has become very important. At Macedonia, we offered several choice options to our parents. Single-gender classes were added as a choice option for parents of our third and fourth graders. Our single gender classes were very successful. Most students reported having more self-confidence and a stronger desire to participate and be successful in class.

We were fortunate to have Math and Technology coaches to provide support and resources to our teachers as they implemented a challenging curriculum. These coaches also provided staff development for our teachers. We continue to improve our instructional program through differentiated instruction, higher order thinking, and Measures of Academic Progress (MAP). Data from MAP testing was used to drive our instruction and provide extended instruction/learning in math and reading. Full-time services were provided in art, media, music, computer lab, and PE classes, which allowed out teachers to have common planning periods.

Opportunities provided a full slate of activities to encourage parent involvement. Parenting opportunities included PASS night, Character Night, parent contest nights, and special breakfasts/luncheons. We have had a very active program that encouraged parents and community members to assist in classrooms and on field trips. We have had partnerships with several businesses in the area that supported our student achievement and teacher incentive programs, as well as a campus beautification project.

The theme for this year at Macedonia was "One Team, One Dream". Our great team, which included all stakeholders, worked together for the common dream of student achievement. We invite all of our parents and community members to be involved as we continue to strive for educational excellence.

Brenda C. Hughes, School Improvement Council Chairperson
Teresa G. Reid, Principal

Comprehensive detail, including definitions of ratings, performance criteria, and explanations of status, is available on www.ed.sc.gov and www.eoc.sc.gov as well as school and school district websites.

Printed versions are available from school districts upon request.

Abbreviations Key

N/A Not Applicable N/AV Not Available N/C Not Collected N/R Not Reported I/S Insufficient Sample TBD To be determined
NI Newly Identified CSI Continuing School Improvement CA Corrective Action RP Plan to Restructure R Restructure DELAY School Improvement Status HOLD School Improvement Status