



# SC Annual School Report Card Summary

Richard Carroll Elementary School  
 Bamberg 1  
 Grades: 4-5 Enrollment: 223  
 Principal: Johnnie Smith  
 Superintendent: Phyllis K. Schwarting  
 Board Chair: Rita M. Sease

## PERFORMANCE

Comprehensive detail, including definitions of ratings, performance criteria, and explanations of status, is available on [www.ed.sc.gov](http://www.ed.sc.gov) and [www.eoc.sc.gov](http://www.eoc.sc.gov) as well as school and school district websites. Printed versions are available from school districts upon request.

YEAR	ABSOLUTE RATING	GROWTH RATING	PALMETTO GOLD AND SILVER AWARD		ESEA/FEDERAL ACCOUNTABILITY RATING SYSTEM	
			General Performance	Closing the Gap	ESEA Grade	Accountability Indicator
2012	Good	Excellent	TBD	TBD	A	Reward
2011	Good	Good	Silver	N/A	Met	N/A
2010	Average	Good	Silver	Silver	Met	N/A

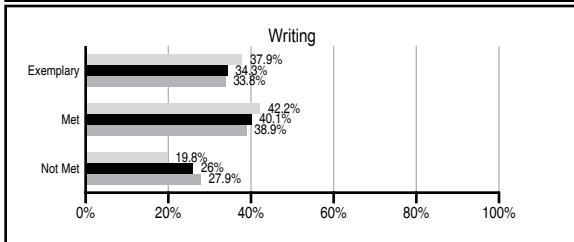
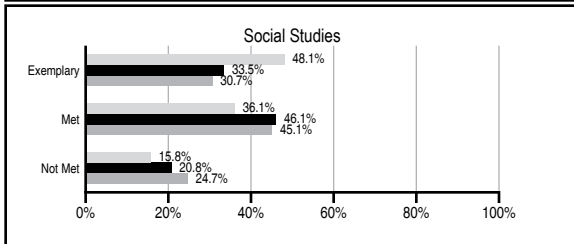
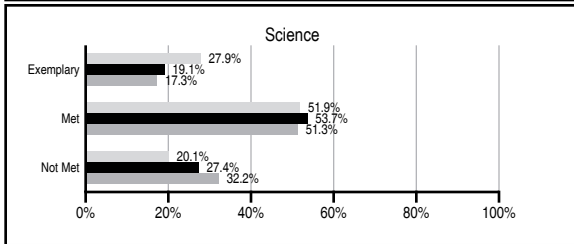
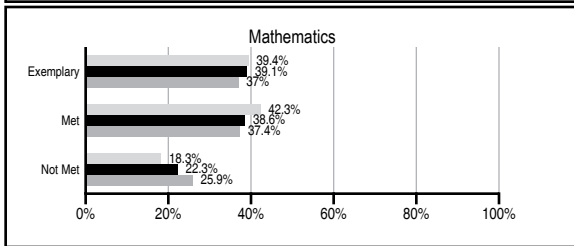
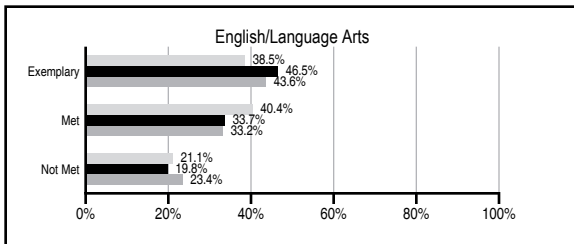
## ABSOLUTE RATINGS OF ELEMENTARY SCHOOLS WITH STUDENTS LIKE OURS\*

EXCELLENT	GOOD	AVERAGE	BELOW AVERAGE	AT-RISK
30	43	31	1	0

\* Ratings are calculated with data available by 11/07/2012. Schools with Students Like Ours are Elementary Schools with Poverty Indices of no more than 5% above or below the index for this school.


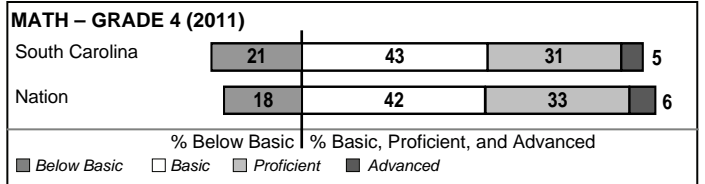
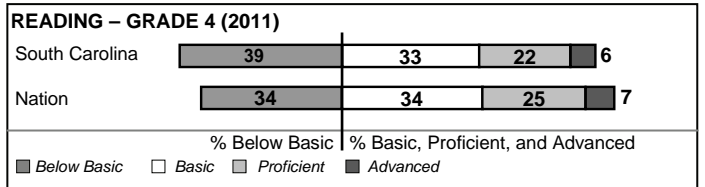
## PASS PERFORMANCE

Our School
  Elementary Schools with Students Like Ours
  Elementary schools statewide



## NAEP PERFORMANCE\*

\* Performance reported for SC and nation, data not available at school level. Percentages at NAEP Achievement Levels.



## SC PERFORMANCE VISION

*By 2020 all students will graduate with the knowledge and skills necessary to compete successfully in the global economy, participate in a democratic society and contribute positively as members of families and communities.*

### Abbreviations Key

N/A Not Applicable N/AV Not Available N/C Not Collected N/R Not Reported I/S Insufficient Sample TBD To be determined

# Richard Carroll Elementary School [Bamberg 1]

## SCHOOL PROFILE

	Our School	Change from Last Year	Elementary Schools with Students Like Ours	Median Elementary School
<b>Students (n=223)</b>				
Retention rate	2.7%	Up from 0.0%	1.1%	1.0%
Attendance rate	96.4%	Up from 95.9%	96.5%	96.6%
Served by gifted and talented program	N/AV	N/AV	N/AV	N/AV
With disabilities other than speech	N/AV	N/AV	N/AV	N/AV
Older than usual for grade	N/AV	N/AV	N/AV	N/AV
Out-of-school suspensions or expulsions for violent and/or criminal offenses	0.0%	No Change	0.0%	0.0%
<b>Teachers (n=19)</b>				
Teachers with advanced degrees	44.4%	Down from 54.5%	62.0%	63.0%
Continuing contract teachers	N/AV	N/AV	N/AV	N/AV
Teachers returning from previous year	93.3%	Up from 71.0%	89.1%	88.7%
Teacher attendance rate	95.6%	Up from 95.4%	95.2%	95.1%
Average teacher salary*	\$41,054	Up 0.2%	\$47,390	\$47,210
Classes not taught by highly qualified teachers	0.0%	Down from 2.7%	0.0%	0.0%
Professional development days/teacher	8.8 days	Up from 7.2 days	11.3 days	10.5 days
<b>School</b>				
Principal's years at school	15.0	Up from 14.0	5.0	4.0
Student-teacher ratio in core subjects	19.8 to 1	Up from 18.1 to 1	20.1 to 1	20.0 to 1
Prime instructional time	91.4%	Up from 90.6%	90.3%	90.5%
Opportunities in the arts	Good	No Change	Good	Good
SACS accreditation	No	No Change	Yes	Yes
Parents attending conferences	96.6%	Up from 88.2%	100.0%	100.0%
Character development program	Good	Up from Average	Excellent	Excellent
Dollars spent per pupil**	\$7,254	Up 1.6%	\$6,788	\$7,247
Percent of expenditures for instruction**	61.4%	No Change	68.2%	68.2%
Percent of expenditures for teacher salaries**	57.8%	Up from 56.8%	66.3%	65.7%
ESEA composite index score	100.0	N/A	92.9	91.9

\* Length of contract = 185+ days.

\*\* Prior year audited financial data available.

## REPORT OF PRINCIPAL AND SCHOOL IMPROVEMENT COUNCIL

"Achievement is largely the product of steadily raising one's levels of aspiration...and expectation." (Jack Nicklaus)

It is obvious from the fact that Richard Carroll Elementary School has made AYP for four consecutive years and received the Palmetto Silver Award that the administration, faculty, and students embrace and demonstrate the philosophy of the above quote. The accomplishments that our students have achieved can be attributed to teachers using MAP data, PASS results, and benchmark tests to drive instructional decisions in the classroom.

The RTi program, in addition to addressing academic deficiencies through the use of tier two and tier three interventions, was expanded this year to include a behavioral component. As a result of both the academic and behavioral assistance, students experienced greater success.

RCES continues to reach out to parents and the community. Parents were invited to experience with their child the art of storytelling through the performance of noted storyteller Donna Washington. Students also shared their talents by presenting programs in honor of grandparents and veterans. School-sponsored field trips provided another opportunity for parent/child interaction. The support of our parents was witnessed through the number of volunteers that assisted with the end-of-year PASS celebration and other student incentives offered during the school year.

As the year concluded, the prospects of beginning the 2012-2013 school year in a modern, new facility have created an aura of excitement and high expectations for the future. Ralph Waldo Emerson said, "Nothing great was ever achieved without enthusiasm." There is no doubt that the staff and students at RCES will begin the new year with tremendous enthusiasm, thus leading to great achievement.

Johnnie Smith, Principal  
McAlhaney, SIC Chair

Danette

## EVALUATION RESULTS

	Teachers	Students*	Parents*
Number of surveys returned	12	111	76
Percent satisfied with learning environment	100.0%	84.4%	92.0%
Percent satisfied with social and physical environment	100.0%	70.0%	82.9%
Percent satisfied with school-home relations	83.3%	84.5%	86.8%

\*Only students at the highest elementary school grade level at this school and their parents were included.

Comprehensive detail, including definitions of ratings, performance criteria, and explanations of status, is available on [www.ed.sc.gov](http://www.ed.sc.gov) and [www.eoc.sc.gov](http://www.eoc.sc.gov) as well as school and school district websites.

Printed versions are available from school districts upon request.

### Abbreviations Key

N/A Not Applicable N/AV Not Available N/C Not Collected N/R Not Reported I/S Insufficient Sample TBD To be determined  
NI Newly Identified CSI Continuing School Improvement CA Corrective Action RP Plan to Restructure R Restructure DELAY School Improvement Status HOLD School Improvement Status