



SC Annual School Report Card Summary

McLees Academy of Leadership
 Anderson School District Five
 Grades: PK-5 Enrollment: 659
 Principal: Janet Mills
 Superintendent: Betty T. Bagley
 Board Chair: Mr. Al Norris

PERFORMANCE

Comprehensive detail, including definitions of ratings, performance criteria, and explanations of status, is available on www.ed.sc.gov and www.eoc.sc.gov as well as school and school district websites. Printed versions are available from school districts upon request.

YEAR	ABSOLUTE RATING	GROWTH RATING	PALMETTO GOLD AND SILVER AWARD		ESEA/FEDERAL ACCOUNTABILITY RATING SYSTEM	
			General Performance	Closing the Gap	ESEA Grade	Accountability Indicator
2012	Good	Average	TBD	TBD	A	N/A
2011	Good	Average	Silver	N/A	Not Met	N/A
2010	Average	Good	Silver	N/A	Met	N/A

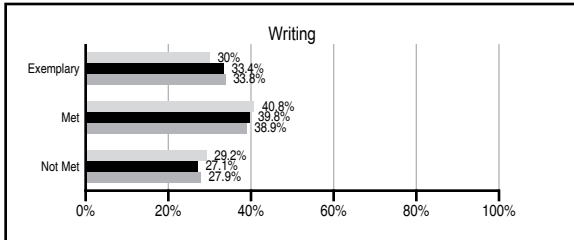
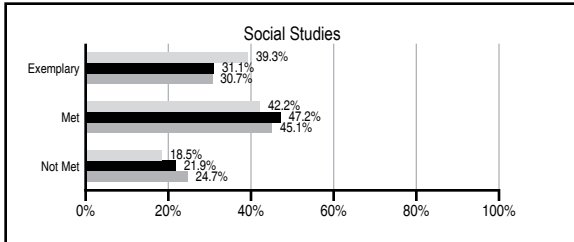
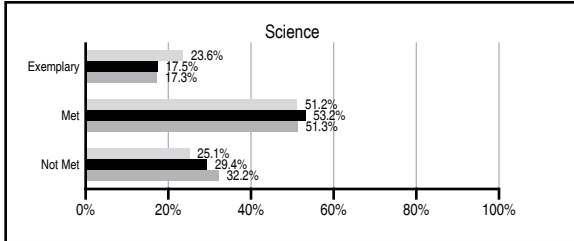
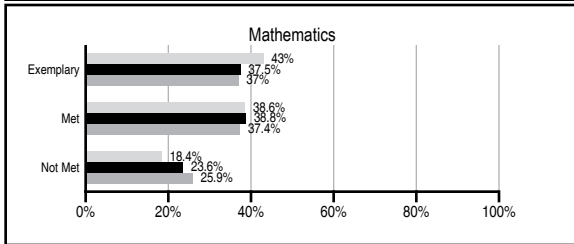
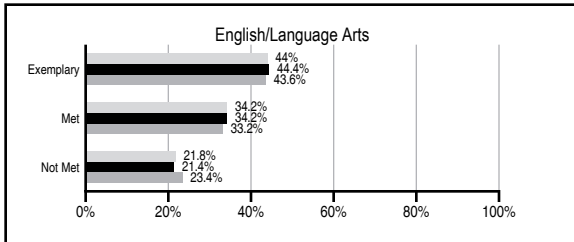
ABSOLUTE RATINGS OF ELEMENTARY SCHOOLS WITH STUDENTS LIKE OURS*

EXCELLENT	GOOD	AVERAGE	BELOW AVERAGE	AT-RISK
26	49	49	2	0

* Ratings are calculated with data available by 11/07/2012. Schools with Students Like Ours are Elementary Schools with Poverty Indices of no more than 5% above or below the index for this school.


PASS PERFORMANCE

Our School
 Elementary Schools with Students Like Ours
 Elementary schools statewide



NAEP PERFORMANCE*

* Performance reported for SC and nation, data not available at school level. Percentages at NAEP Achievement Levels.



SC PERFORMANCE VISION

By 2020 all students will graduate with the knowledge and skills necessary to compete successfully in the global economy, participate in a democratic society and contribute positively as members of families and communities.

Abbreviations Key

N/A Not Applicable N/AV Not Available N/C Not Collected N/R Not Reported I/S Insufficient Sample TBD To be determined

**McLees Academy of Leadership
[Anderson School District Five]**

SCHOOL PROFILE

	Our School	Change from Last Year	Elementary Schools with Students Like Ours	Median Elementary School
Students (n=659)				
Retention rate	1.7%	Up from 0.5%	1.2%	1.0%
Attendance rate	95.9%	Up from 95.8%	96.4%	96.6%
Served by gifted and talented program	N/AV	N/AV	N/AV	N/AV
With disabilities other than speech	N/AV	N/AV	N/AV	N/AV
Older than usual for grade	N/AV	N/AV	N/AV	N/AV
Out-of-school suspensions or expulsions for violent and/or criminal offenses	0.0%	No Change	0.0%	0.0%
Teachers (n=41)				
Teachers with advanced degrees	61.0%	Down from 64.3%	61.2%	63.0%
Continuing contract teachers	N/AV	N/AV	N/AV	N/AV
Teachers returning from previous year	87.8%	Up from 85.9%	89.9%	88.7%
Teacher attendance rate	N/R	N/R	95.1%	95.1%
Average teacher salary*	\$46,380	Up 5.6%	\$47,463	\$47,210
Classes not taught by highly qualified teachers	0.0%	No Change	0.0%	0.0%
Professional development days/teacher	10.9 days	Down from 13.3 days	10.8 days	10.5 days
School				
Principal's years at school	8.0	Up from 7.0	4.0	4.0
Student-teacher ratio in core subjects	20.6 to 1	Up from 20.2 to 1	19.8 to 1	20.0 to 1
Prime instructional time	N/R	N/R	90.3%	90.5%
Opportunities in the arts	Good	No Change	Good	Good
SACS accreditation	Yes	No Change	Yes	Yes
Parents attending conferences	99.6%	Down from 100.0%	100.0%	100.0%
Character development program	Excellent	No Change	Excellent	Excellent
Dollars spent per pupil**	\$6,121	Down 5.6%	\$6,964	\$7,247
Percent of expenditures for instruction**	69.1%	Down from 70.9%	67.7%	68.2%
Percent of expenditures for teacher salaries**	68.7%	Down from 70.3%	65.9%	65.7%
ESEA composite index score	91.9	N/A	91.5	91.9

* Length of contract = 185+ days.

** Prior year audited financial data available.

**REPORT OF PRINCIPAL AND
SCHOOL IMPROVEMENT COUNCIL**

McLees Academy of Leadership is an outstanding school located on the west side of Anderson, South Carolina, that creates a wonderful learning environment. Last year, we received status as a magnet school of leadership. We continued to train our staff in leadership skills based on Stephen Covey and continued implementation with our students and families. McLees had an average enrollment of 650 students and 82 staff and faculty members. We house grades K-5 in regular and special education classrooms. The faculty, staff, and administration work together as a strong team with common goals. We are committed to providing a quality instructional program that is tailored for each child in a safe school environment. Our school received a report card rating of good in 2011. We are a Red Carpet and a Schools of Promise School. We are recipients of two state awards: Literacy Spot Award which recognizes outstanding emergent literacy programs in primary schools, and Exemplary Writing Award sponsored by the South Carolina Department of Education based on an extensive evaluation of a school's instructional programs, with a particular emphasis on writing. We are also recognized as a Leader In Me School through Covey. Instructional programs at McLees included computer assisted instruction, Early Reading Intervention, Daily Calendar Math, and balanced literacy. We continued with our writing recognition programs this year: Best in Show and Maverick Writers. Staff development sessions included guided reading, math, technology, Science kits, leadership, and data analysis. Other activities included a Chorus, Post Office, Publishing Center, School News Show, Leadership Marches, Recycling, and Open House. At McLees Academy of Leadership we are dedicated to our students and eagerly accept the challenge of guiding them as they become responsible, independent learners in a developmentally appropriate environment. Diversity is appreciated, and family and community are involved as partners in this process!

Principal-Janet Mills
Mrs. Shana Mcguire

SIC Chair-

EVALUATION RESULTS

	Teachers	Students*	Parents*
Number of surveys returned	44	116	65
Percent satisfied with learning environment	100.0%	90.5%	92.2%
Percent satisfied with social and physical environment	100.0%	86.2%	87.5%
Percent satisfied with school-home relations	86.4%	91.4%	90.8%

*Only students at the highest elementary school grade level at this school and their parents were included.

Comprehensive detail, including definitions of ratings, performance criteria, and explanations of status, is available on www.ed.sc.gov and www.eoc.sc.gov as well as school and school district websites.

Printed versions are available from school districts upon request.

Abbreviations Key

N/A Not Applicable N/AV Not Available N/C Not Collected N/R Not Reported I/S Insufficient Sample TBD To be determined

NI Newly Identified CSI Continuing School Improvement CA Corrective Action RP Plan to Restructure R Restructure DELAY School Improvement Status HOLD School Improvement Status