



SC Annual School Report Card Summary

Midway Elementary School of Science and Engineering
 Anderson School District Five
 Grades: PK-5 Enrollment: 884
 Principal: Brenda Kelley
 Superintendent: Betty T. Bagley
 Board Chair: Mr. Al Norris

PERFORMANCE

Comprehensive detail, including definitions of ratings, performance criteria, and explanations of status, is available on www.ed.sc.gov and www.eoc.sc.gov as well as school and school district websites. Printed versions are available from school districts upon request.

YEAR	ABSOLUTE RATING	GROWTH RATING	PALMETTO GOLD AND SILVER AWARD		ESEA/FEDERAL ACCOUNTABILITY RATING SYSTEM	
			General Performance	Closing the Gap	ESEA Grade	Accountability Indicator
2012	Excellent	Excellent	TBD	TBD	A	N/A
2011	Excellent	Excellent	Gold	N/A	Not Met	N/A
2010	Excellent	Excellent	Gold	N/A	Met	N/A

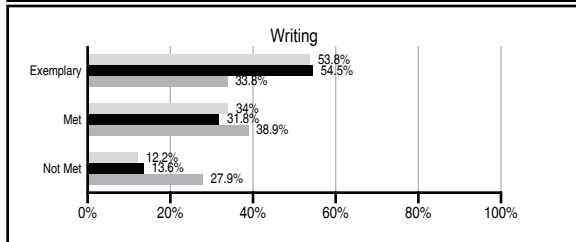
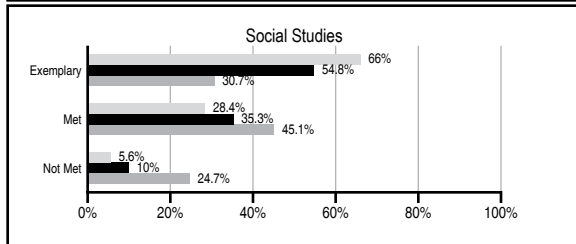
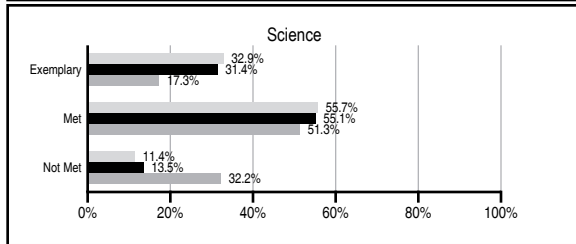
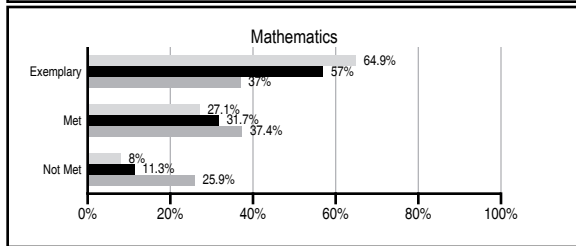
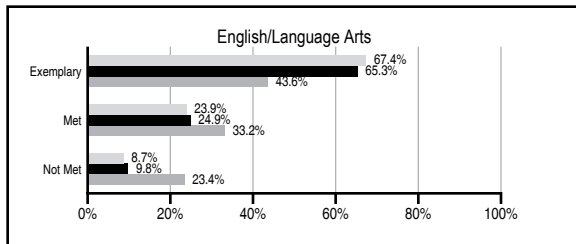
ABSOLUTE RATINGS OF ELEMENTARY SCHOOLS WITH STUDENTS LIKE OURS*

EXCELLENT	GOOD	AVERAGE	BELOW AVERAGE	AT-RISK
21	0	0	0	0

* Ratings are calculated with data available by 11/07/2012. Schools with Students Like Ours are Elementary Schools with Poverty Indices of no more than 5% above or below the index for this school.

PASS PERFORMANCE

Our School
 Elementary Schools with Students Like Ours
 Elementary schools statewide



NAEP PERFORMANCE*

* Performance reported for SC and nation, data not available at school level. Percentages at NAEP Achievement Levels.



SC PERFORMANCE VISION

By 2020 all students will graduate with the knowledge and skills necessary to compete successfully in the global economy, participate in a democratic society and contribute positively as members of families and communities.

Abbreviations Key

N/A Not Applicable N/AV Not Available N/C Not Collected N/R Not Reported I/S Insufficient Sample TBD To be determined

Midway Elementary School of Science and Engineering [Anderson School District Five]

SCHOOL PROFILE

	Our School	Change from Last Year	Elementary Schools with Students Like Ours	Median Elementary School
Students (n=884)				
Retention rate	0.6%	Down from 0.8%	0.7%	1.0%
Attendance rate	96.9%	Up from 96.7%	97.2%	96.6%
Served by gifted and talented program	N/AV	N/AV	N/AV	N/AV
With disabilities other than speech	N/AV	N/AV	N/AV	N/AV
Older than usual for grade	N/AV	N/AV	N/AV	N/AV
Out-of-school suspensions or expulsions for violent and/or criminal offenses	0.0%	No Change	0.0%	0.0%
Teachers (n=56)				
Teachers with advanced degrees	67.9%	Up from 65.0%	66.7%	63.0%
Continuing contract teachers	N/AV	N/AV	N/AV	N/AV
Teachers returning from previous year	87.8%	Down from 89.6%	90.8%	88.7%
Teacher attendance rate	N/R	N/R	95.5%	95.1%
Average teacher salary*	\$46,833	Up 5.6%	\$48,565	\$47,210
Classes not taught by highly qualified teachers	0.8%	Up from 0.0%	0.0%	0.0%
Professional development days/teacher	10.0 days	Up from 7.5 days	10.6 days	10.5 days
School				
Principal's years at school	1.0	Down from 8.0	5.0	4.0
Student-teacher ratio in core subjects	21.1 to 1	Down from 21.3 to 1	21.4 to 1	20.0 to 1
Prime instructional time	N/R	N/R	92.1%	90.5%
Opportunities in the arts	Good	No Change	Good	Good
SACS accreditation	Yes	No Change	Yes	Yes
Parents attending conferences	100.0%	No Change	100.0%	100.0%
Character development program	Excellent	No Change	Excellent	Excellent
Dollars spent per pupil**	\$5,838	Down 2.2%	\$6,369	\$7,247
Percent of expenditures for instruction**	74.4%	Down from 75.4%	68.7%	68.2%
Percent of expenditures for teacher salaries**	74.1%	Down from 74.7%	67.6%	65.7%
ESEA composite index score	94.6	N/A	98.0	91.9

* Length of contract = 185+ days.

** Prior year audited financial data available.

EVALUATION RESULTS

	Teachers	Students*	Parents*
Number of surveys returned	51	148	78
Percent satisfied with learning environment	98.0%	89.2%	94.9%
Percent satisfied with social and physical environment	100.0%	93.2%	97.4%
Percent satisfied with school-home relations	96.1%	91.2%	93.5%

*Only students at the highest elementary school grade level at this school and their parents were included.

REPORT OF PRINCIPAL AND SCHOOL IMPROVEMENT COUNCIL

Midway Elementary School of Science and Engineering has had another outstanding year! Our community has built a tradition of educational excellence in the Anderson area. At Midway, children are held accountable to high standards of achievement, parents and other visitors are always welcome, teachers and staff truly care about the children, and students "always do their best" and know how to help others by doing "the right thing." This school year Midway received an absolute rating and growth rating of "Excellent" for outstanding student achievement on the annual school report card issued by the state and received a Palmetto Gold Incentive Award from the South Carolina Department of Education. The school has earned an "Excellent" rating each year since opening its doors to the community in 2003. Midway Elementary School of Science and Engineering continues to carry on its tradition of academic excellence and innovative programs as a theme school dedicated to STEM (Science, Technology, Engineering and Mathematics) education. As the first STEM school in Anderson School District Five, Midway provides a seamless transition to the district's middle and high school engineering programs. Partnerships with Clemson University, Duke Energy, and Tri-County Technical College afford authentic STEM learning opportunities for our students. Representatives from these partnerships are an integral part of our school community and School Improvement Council. Together, we are creating a learning community of problem solvers and critical thinkers. Opportunities for inventiveness, imagination and innovation abound in our school. Midway teachers participate in professional development to increase their knowledge of STEM teaching practices. A STEM after-school program, LEGO Robotics team, and a summer camp introduce students to computer programming and robot design. Coffee with the Principal Sessions focus on literacy based engineering activities and team students with their parents in problem-solving situations. Third through fifth grade students receive instruction from the nationally recognized "Project Lead the Way" curriculum once a week. Fifth grade students participate in the regional Invention Convention sponsored by Bi-Lo. Engineering programs such as "Engineering by Design", "Children's Engineering", and "Engineering is Elementary" are integrated into the Kindergarten through fifth grade core curriculum to teach students the skills necessary to compete in the 21st Century. At Midway, we are "Investing in Today and Inventing Tomorrow!"

Brenda Kelley, Principal Tim Benson, School Improvement Council Chair

Comprehensive detail, including definitions of ratings, performance criteria, and explanations of status, is available on www.ed.sc.gov and www.eoc.sc.gov as well as school and school district websites.

Printed versions are available from school districts upon request.

Abbreviations Key

N/A Not Applicable N/AV Not Available N/C Not Collected N/R Not Reported I/S Insufficient Sample TBD To be determined

NI Newly Identified CSI Continuing School Improvement CA Corrective Action RP Plan to Restructure R Restructure DELAY School Improvement Status HOLD School Improvement Status