



# SC Annual School Report Card Summary

Varenes Academy of Communications and Technology  
 Anderson School District Five  
 Grades: K-5 Enrollment: 376  
 Principal: Leonard Galloway  
 Superintendent: Betty T. Bagley  
 Board Chair: Mr. Al Norris

## PERFORMANCE

Comprehensive detail, including definitions of ratings, performance criteria, and explanations of status, is available on [www.ed.sc.gov](http://www.ed.sc.gov) and [www.eoc.sc.gov](http://www.eoc.sc.gov) as well as school and school district websites. Printed versions are available from school districts upon request.

YEAR	ABSOLUTE RATING	GROWTH RATING	PALMETTO GOLD AND SILVER AWARD		ESEA/FEDERAL ACCOUNTABILITY RATING SYSTEM	
			General Performance	Closing the Gap	ESEA Grade	Accountability Indicator
2012	Average	Average	TBD	TBD	B	Reward
2011	Average	Good	Silver	Silver	Not Met	N/A
2010	Below Average	Average	N/A	N/A	Met	N/A

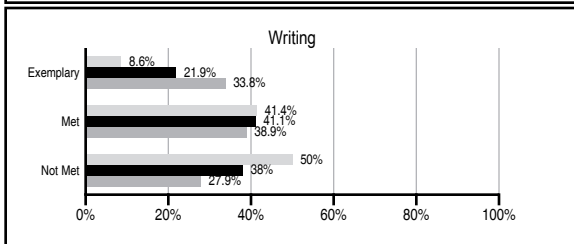
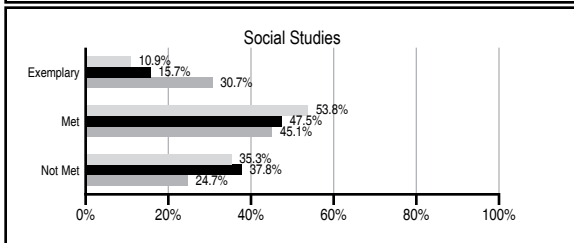
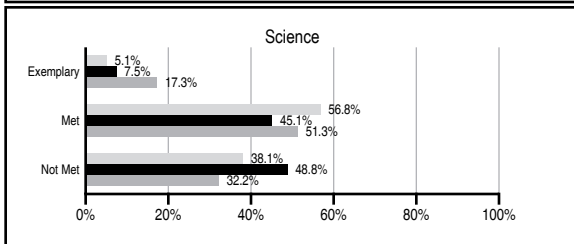
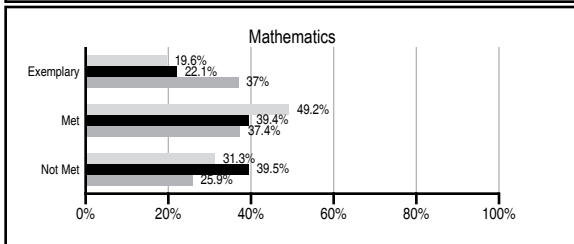
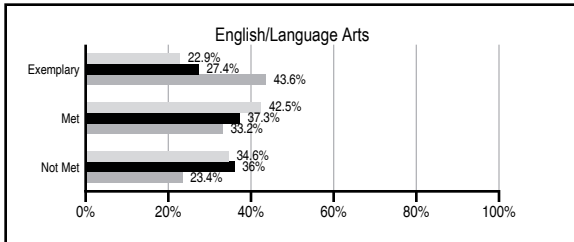
## ABSOLUTE RATINGS OF ELEMENTARY SCHOOLS WITH STUDENTS LIKE OURS\*

EXCELLENT	GOOD	AVERAGE	BELOW AVERAGE	AT-RISK
2	12	89	48	20

\* Ratings are calculated with data available by 11/07/2012. Schools with Students Like Ours are Elementary Schools with Poverty Indices of no more than 5% above or below the index for this school.

## PASS PERFORMANCE

Our School
  Elementary Schools with Students Like Ours
  Elementary schools statewide



## NAEP PERFORMANCE\*

\* Performance reported for SC and nation, data not available at school level. Percentages at NAEP Achievement Levels.



## SC PERFORMANCE VISION

*By 2020 all students will graduate with the knowledge and skills necessary to compete successfully in the global economy, participate in a democratic society and contribute positively as members of families and communities.*

### Abbreviations Key

N/A Not Applicable N/AV Not Available N/C Not Collected N/R Not Reported I/S Insufficient Sample TBD To be determined

# Varenes Academy of Communications and Technology [Anderson School District Five]

## SCHOOL PROFILE

	Our School	Change from Last Year	Elementary Schools with Students Like Ours	Median Elementary School
<b>Students (n=376)</b>				
Retention rate	1.0%	No Change	1.3%	1.0%
Attendance rate	96.8%	Up from 96.7%	96.3%	96.6%
Served by gifted and talented program	N/AV	N/AV	N/AV	N/AV
With disabilities other than speech	N/AV	N/AV	N/AV	N/AV
Older than usual for grade	N/AV	N/AV	N/AV	N/AV
Out-of-school suspensions or expulsions for violent and/or criminal offenses	0.0%	No Change	0.0%	0.0%
<b>Teachers (n=34)</b>				
Teachers with advanced degrees	70.6%	Down from 72.7%	62.5%	63.0%
Continuing contract teachers	N/AV	N/AV	N/AV	N/AV
Teachers returning from previous year	88.2%	Up from 87.8%	85.3%	88.7%
Teacher attendance rate	N/R	N/R	95.3%	95.1%
Average teacher salary*	\$46,973	Up 2.3%	\$45,194	\$47,210
Classes not taught by highly qualified teachers	0.0%	No Change	0.0%	0.0%
Professional development days/teacher	0.4 days	Down from 10.8 days	9.6 days	10.5 days
<b>School</b>				
Principal's years at school	2.0	Up from 1.0	4.0	4.0
Student-teacher ratio in core subjects	17.0 to 1	Down from 17.6 to 1	18.2 to 1	20.0 to 1
Prime instructional time	N/R	N/R	90.6%	90.5%
Opportunities in the arts	Good	No Change	Good	Good
SACS accreditation	Yes	No Change	Yes	Yes
Parents attending conferences	100.0%	No Change	100.0%	100.0%
Character development program	Excellent	No Change	Excellent	Excellent
Dollars spent per pupil**	\$7,735	Down 1.3%	\$8,308	\$7,247
Percent of expenditures for instruction**	71.4%	Up from 69.4%	66.2%	68.2%
Percent of expenditures for teacher salaries**	68.5%	Up from 68.4%	63.1%	65.7%
ESEA composite index score	87.0	N/A	84.1	91.9

\* Length of contract = 185+ days.

\*\* Prior year audited financial data available.

## EVALUATION RESULTS

	Teachers	Students*	Parents*
Number of surveys returned	27	72	27
Percent satisfied with learning environment	92.6%	90.3%	77.8%
Percent satisfied with social and physical environment	92.6%	91.5%	81.5%
Percent satisfied with school-home relations	55.6%	91.7%	88.9%

\*Only students at the highest elementary school grade level at this school and their parents were included.

## REPORT OF PRINCIPAL AND SCHOOL IMPROVEMENT COUNCIL

Varenes Academy of Communications and Technology is a Title One School located in Anderson, SC. We served approximately 415 students in 2011-2012 in grades K-5. All students attend physical education, art, music, and computer classes as well as visit the media center on a weekly basis. Two Reading Recovery teachers served first grade students who were identified as at-risk readers. In addition, our two resource teachers worked diligently alongside the regular classroom teacher to help special education students master grade-level standards. Teachers at every grade level engaged in collaborative planning sessions weekly to ensure they were delivering age appropriate, standards-based lessons. The learning community at Varenes is committed to student success.

Varenes has received numerous awards including the Literacy Spot Award, Red Carpet Award, and recognition for meeting AYP. During the 2011-2012 school year, Varenes was recognized as being an Exemplary Writing School. Through the hard work of our students, teachers, and faculty we were able to show our passion for writing. Communications and technology impacts our school greatly. We believe that effective communication skills are critical for our students to function in our global society. Technology has been used to enhance instruction at Varenes for many years. Students are engaged in technology-rich lessons that encourage them to become innovative thinkers and prepare them to compete in the future job market. Each grade level presents their students with year-end technology projects. Completion of these projects will ensure that our students are empowered to use communications and technology to reach their greatest potential. We believe that building a strong school-home network is vital to the success of our students. For that reason, we actively seek parental and community involvement in all school activities. Parents, students, and faculty/staff members have participated in various after-school events such as our math, literacy, and technology nights.

Through the tireless efforts of our students, teachers, parents, and community, Varenes is making great progress. The 2012-2013 school year begins a new journey at our school because we now serve students in grades 3-5 only. However, we believe that the future holds unlimited possibilities for our students and our community.

Mr. Leonard C. Galloway, Principal  
Reeves, SIC Chair

Lenear

Comprehensive detail, including definitions of ratings, performance criteria, and explanations of status, is available on [www.ed.sc.gov](http://www.ed.sc.gov) and [www.eoc.sc.gov](http://www.eoc.sc.gov) as well as school and school district websites.

Printed versions are available from school districts upon request.

### Abbreviations Key

N/A Not Applicable N/AV Not Available N/C Not Collected N/R Not Reported I/S Insufficient Sample TBD To be determined

NI Newly Identified CSI Continuing School Improvement CA Corrective Action RP Plan to Restructure R Restructure DELAY School Improvement Status HOLD School Improvement Status