



SC Annual School Report Card Summary

Nevitt Forest Elementary School
 Anderson School District Five
 Grades: K-5 Enrollment: 405
 Principal: David Pressley
 Superintendent: Betty T. Bagley
 Board Chair: Mr. Al Norris

PERFORMANCE

Comprehensive detail, including definitions of ratings, performance criteria, and explanations of status, is available on www.ed.sc.gov and www.eoc.sc.gov as well as school and school district websites. Printed versions are available from school districts upon request.

YEAR	ABSOLUTE RATING	GROWTH RATING	PALMETTO GOLD AND SILVER AWARD		ESEA/FEDERAL ACCOUNTABILITY RATING SYSTEM	
			General Performance	Closing the Gap	ESEA Grade	Accountability Indicator
2012	Average	Good	TBD	TBD	A	Reward
2011	Average	Good	Silver	N/A	Met	N/A
2010	Average	Good	Silver	N/A	Met	N/A

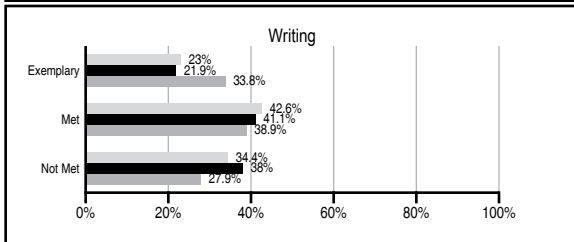
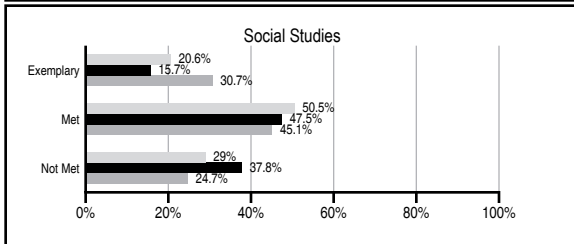
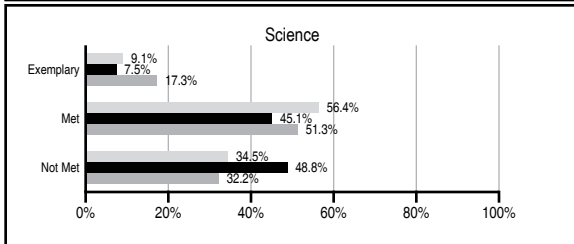
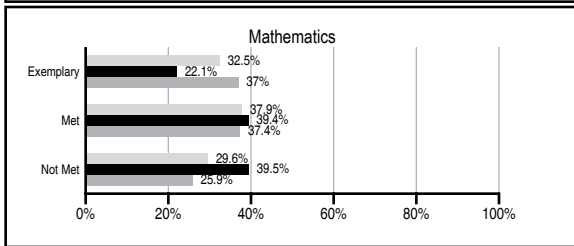
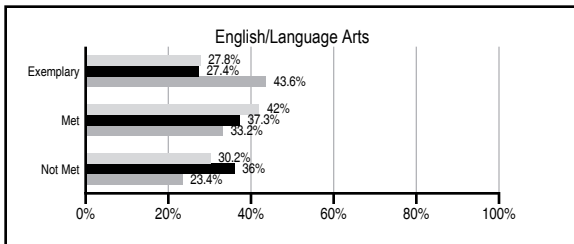
ABSOLUTE RATINGS OF ELEMENTARY SCHOOLS WITH STUDENTS LIKE OURS*

EXCELLENT	GOOD	AVERAGE	BELOW AVERAGE	AT-RISK
2	12	89	48	20

* Ratings are calculated with data available by 11/07/2012. Schools with Students Like Ours are Elementary Schools with Poverty Indices of no more than 5% above or below the index for this school.

PASS PERFORMANCE

Our School
 Elementary Schools with Students Like Ours
 Elementary schools statewide



NAEP PERFORMANCE*

* Performance reported for SC and nation, data not available at school level. Percentages at NAEP Achievement Levels.



SC PERFORMANCE VISION

By 2020 all students will graduate with the knowledge and skills necessary to compete successfully in the global economy, participate in a democratic society and contribute positively as members of families and communities.

Abbreviations Key

N/A Not Applicable N/AV Not Available N/C Not Collected N/R Not Reported I/S Insufficient Sample TBD To be determined

Nevitt Forest Elementary School
[Anderson School District Five]

SCHOOL PROFILE

	Our School	Change from Last Year	Elementary Schools with Students Like Ours	Median Elementary School
Students (n=405)				
Retention rate	0.0%	No Change	1.3%	1.0%
Attendance rate	95.3%	Up from 94.7%	96.3%	96.6%
Served by gifted and talented program	N/AV	N/AV	N/AV	N/AV
With disabilities other than speech	N/AV	N/AV	N/AV	N/AV
Older than usual for grade	N/AV	N/AV	N/AV	N/AV
Out-of-school suspensions or expulsions for violent and/or criminal offenses	0.5%	Up from 0.0%	0.0%	0.0%
Teachers (n=37)				
Teachers with advanced degrees	59.5%	Up from 51.4%	62.5%	63.0%
Continuing contract teachers	N/AV	N/AV	N/AV	N/AV
Teachers returning from previous year	85.2%	Up from 83.2%	85.3%	88.7%
Teacher attendance rate	N/R	N/R	95.3%	95.1%
Average teacher salary*	\$43,352	Up 3.0%	\$45,194	\$47,210
Classes not taught by highly qualified teachers	0.0%	No Change	0.0%	0.0%
Professional development days/teacher	0.3 days	Down from 13.3 days	9.6 days	10.5 days
School				
Principal's years at school	5.0	Up from 4.0	4.0	4.0
Student-teacher ratio in core subjects	15.5 to 1	Down from 16.8 to 1	18.2 to 1	20.0 to 1
Prime instructional time	N/R	N/R	90.6%	90.5%
Opportunities in the arts	Good	No Change	Good	Good
SACS accreditation	Yes	No Change	Yes	Yes
Parents attending conferences	75.0%	Down from 99.0%	100.0%	100.0%
Character development program	Below Average	Down from Excellent	Excellent	Excellent
Dollars spent per pupil**	\$7,437	Down 10.6%	\$8,308	\$7,247
Percent of expenditures for instruction**	65.2%	Down from 69.8%	66.2%	68.2%
Percent of expenditures for teacher salaries**	63.5%	Down from 65.9%	63.1%	65.7%
ESEA composite index score	93.0	N/A	84.1	91.9

* Length of contract = 185+ days.

** Prior year audited financial data available.

EVALUATION RESULTS

	Teachers	Students*	Parents*
Number of surveys returned	37	76	46
Percent satisfied with learning environment	91.9%	96.0%	65.2%
Percent satisfied with social and physical environment	97.3%	89.0%	73.3%
Percent satisfied with school-home relations	45.9%	87.7%	68.9%

*Only students at the highest elementary school grade level at this school and their parents were included.

REPORT OF PRINCIPAL AND SCHOOL IMPROVEMENT COUNCIL

Nevitt Forest Community School of Innovation is a diverse neighborhood school situated within a short distance from local businesses in downtown Anderson. Our learning environment ranges from an extended before and after school program to an all day school for children in kindergarten through 5th grade. Nevitt Forest receives funds through Title I and a 21st Century grant, as well as other federal and state programs, to provide additional reading and math assistance to students. Nevitt Forest maintains high standards of instruction by hiring highly qualified teachers. Our school has been designated a 2010-2013 Exemplary Writing School by the state department of education and has been designated a Silver Flag recipient among other awards. Since its inception, additions and renovations have been made to accommodate the growing needs of the community and the school. Today, Nevitt Forest houses state of the art technology in all classrooms and labs to enhance learning and prepare our students to compete in an ever changing, technologically advanced global society. Students and faculty are able to enhance teaching and learning through the use of a new iMac desktop computer lab and a mobile MacBook lab. Each classroom is equipped with a Smart Board, ELMO, and LCD projector. Teachers and students have access to iPods, iPads, and Smart Response Kits for educational enrichment and extended learning opportunities. The faculty and staff are committed to providing students with the tools they will need for successful school and real world applications. Quality instruction, continuous staff development, continuous technology upgrades, science inquiry and enrichment training, and math investigations provide students with access to core knowledge and information needed to be competitive. Through the use of innovative teaching strategies and best practices for implementing standards-based instructions, our teacher ensure that students at Nevitt Forest have the opportunity to build a foundation that will prepare them for life beyond the school experience. Teachers work together to ensure instructions are rigorous and that they are meeting the needs of all students. Our commitment to the whole child and the community we serve is evident as we plan various ways that parents can come into our school and work with their children. The strong home/school relationship is essential for the success of our students. PTO programs focus on literacy, science, math, and community support events. This year we held special programs which not only highlighted our school but also healthy initiatives and community resources. The Nevitt Forest Community School of Innovation family is proud of how far we have come and the plans we have for an even brighter future. We realize that the success of our students will depend on the quality of their educational and social experience. We are extremely excited about the opportunities the new school year will bring and look forward to working with our students and parents to provide a foundation that will serve as the genesis of a life changing experience.

David E. Pressley, Principal
 McDavid, SIC Chair

Brandy

Comprehensive detail, including definitions of ratings, performance criteria, and explanations of status, is available on www.ed.sc.gov and www.eoc.sc.gov as well as school and school district websites.

Printed versions are available from school districts upon request.

Abbreviations Key

N/A Not Applicable N/AV Not Available N/C Not Collected N/R Not Reported I/S Insufficient Sample TBD To be determined

NI Newly Identified CSI Continuing School Improvement CA Corrective Action RP Plan to Restructure R Restructure DELAY School Improvement Status HOLD School Improvement Status