



SC Annual School Report Card Summary

Homeland Park Elementary
 Anderson School District Five
 Grades: K-5 Enrollment: 306
 Principal: Judy A. Lagerstrom
 Superintendent: Betty T. Bagley
 Board Chair: Mr. Al Norris

PERFORMANCE

Comprehensive detail, including definitions of ratings, performance criteria, and explanations of status, is available on www.ed.sc.gov and www.eoc.sc.gov as well as school and school district websites. Printed versions are available from school districts upon request.

| YEAR | ABSOLUTE RATING | GROWTH RATING | PALMETTO GOLD AND SILVER AWARD | | ESEA/FEDERAL ACCOUNTABILITY RATING SYSTEM | |
|------|-----------------|---------------|--------------------------------|-----------------|---|--------------------------|
| | | | General Performance | Closing the Gap | ESEA Grade | Accountability Indicator |
| 2012 | Below Average | Average | TBD | TBD | B | N/A |
| 2011 | Average | Average | Silver | N/A | Not Met | N/A |
| 2010 | Average | Average | N/A | N/A | Met | N/A |

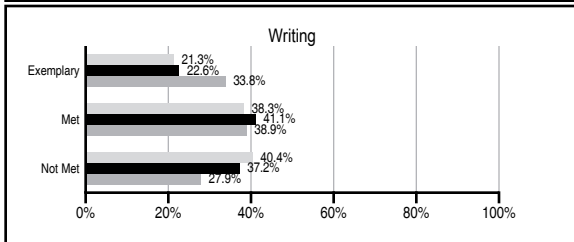
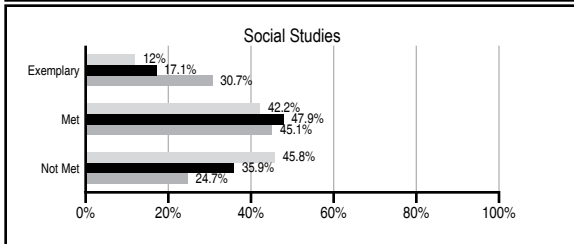
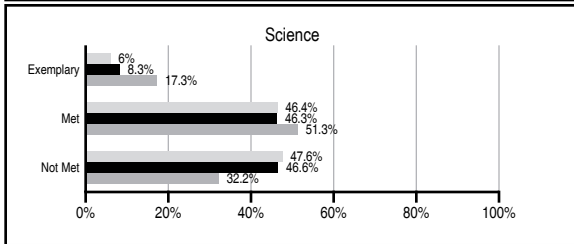
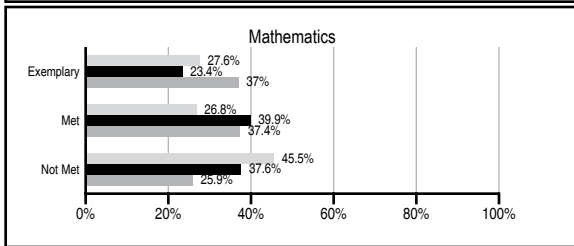
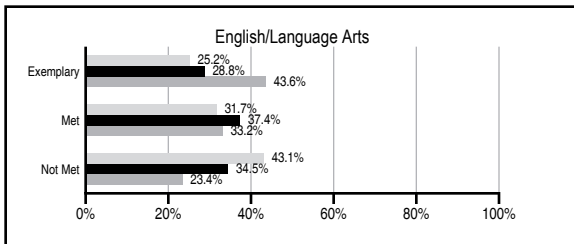
ABSOLUTE RATINGS OF ELEMENTARY SCHOOLS WITH STUDENTS LIKE OURS*

| EXCELLENT | GOOD | AVERAGE | BELOW AVERAGE | AT-RISK |
|-----------|------|---------|---------------|---------|
| 4 | 12 | 113 | 44 | 18 |

* Ratings are calculated with data available by 11/07/2012. Schools with Students Like Ours are Elementary Schools with Poverty Indices of no more than 5% above or below the index for this school.

PASS PERFORMANCE

Our School
 Elementary Schools with Students Like Ours
 Elementary schools statewide



NAEP PERFORMANCE*

* Performance reported for SC and nation, data not available at school level. Percentages at NAEP Achievement Levels.



SC PERFORMANCE VISION

By 2020 all students will graduate with the knowledge and skills necessary to compete successfully in the global economy, participate in a democratic society and contribute positively as members of families and communities.

Abbreviations Key

N/A Not Applicable N/AV Not Available N/C Not Collected N/R Not Reported I/S Insufficient Sample TBD To be determined

Homeland Park Elementary [Anderson School District]

SCHOOL PROFILE

| | Our School | Change from Last Year | Elementary Schools with Students Like Ours | Median Elementary School |
|--|------------|-----------------------|--|--------------------------|
| Students (n=306) | | | | |
| Retention rate | 0.7% | Up from 0.3% | 1.3% | 1.0% |
| Attendance rate | 95.9% | No Change | 96.3% | 96.6% |
| Served by gifted and talented program | N/AV | N/AV | N/AV | N/AV |
| With disabilities other than speech | N/AV | N/AV | N/AV | N/AV |
| Older than usual for grade | N/AV | N/AV | N/AV | N/AV |
| Out-of-school suspensions or expulsions for violent and/or criminal offenses | 7.2% | Up from 0.0% | 0.0% | 0.0% |
| Teachers (n=25) | | | | |
| Teachers with advanced degrees | 64.0% | Up from 56.0% | 61.1% | 63.0% |
| Continuing contract teachers | N/AV | N/AV | N/AV | N/AV |
| Teachers returning from previous year | 76.4% | Down from 80.1% | 85.6% | 88.7% |
| Teacher attendance rate | N/R | N/R | 95.1% | 95.1% |
| Average teacher salary* | \$45,864 | Up 7.5% | \$45,241 | \$47,210 |
| Classes not taught by highly qualified teachers | 0.0% | No Change | 0.0% | 0.0% |
| Professional development days/teacher | 9.2 days | Up from 9.0 days | 10.5 days | 10.5 days |
| School | | | | |
| Principal's years at school | 1.0 | Down from 3.0 | 4.0 | 4.0 |
| Student-teacher ratio in core subjects | 2.9 to 1 | Down from 16.1 to 1 | 18.5 to 1 | 20.0 to 1 |
| Prime instructional time | N/R | N/R | 90.5% | 90.5% |
| Opportunities in the arts | Good | No Change | Good | Good |
| SACS accreditation | Yes | No Change | Yes | Yes |
| Parents attending conferences | 99.7% | Up from 99.4% | 100.0% | 100.0% |
| Character development program | Excellent | Up from Good | Excellent | Excellent |
| Dollars spent per pupil** | \$8,637 | Down 5.8% | \$7,890 | \$7,247 |
| Percent of expenditures for instruction** | 64.6% | Down from 66.1% | 66.9% | 68.2% |
| Percent of expenditures for teacher salaries** | 62.7% | Up from 62.1% | 63.6% | 65.7% |
| ESEA composite index score | 87.8 | N/A | 86.6 | 91.9 |

* Length of contract = 185+ days.

** Prior year audited financial data available.

EVALUATION RESULTS

| | Teachers | Students* | Parents* |
|--|----------|-----------|----------|
| Number of surveys returned | 27 | 53 | 17 |
| Percent satisfied with learning environment | 63.0% | 94.2% | 100.0% |
| Percent satisfied with social and physical environment | 70.4% | 94.1% | 70.6% |
| Percent satisfied with school-home relations | 40.7% | 92.0% | 80.0% |

*Only students at the highest elementary school grade level at this school and their parents were included.

REPORT OF PRINCIPAL AND SCHOOL IMPROVEMENT COUNCIL

Homeland Park Elementary is a Title I School located in the southernmost part of Anderson County. We served approximately 300 students in 2011-2012 in grades K-5. This school year brought many exciting changes for Homeland Park. Students, teachers, and parents enjoyed a totally renovated facility including four new classrooms, a Mac Lab, art studio, science lab, resource room, kitchen, stage, administrative suite, and a state of the art music facility. A new principal and assistant principal were also named this year. The school wide theme was "Wings of Change," which was reflective of all the changes that occurred both inside and outside of our building. Homeland Park Elementary served its students by providing the teachers with tools and strategies to support their lessons. The school utilized the Anderson Five Approved Curriculum to enhance student learning. Teachers at every grade level engaged in collaborative planning sessions weekly to ensure they were delivering age appropriate, standards-based lessons. Two Reading Recovery teachers served first grade students who had been identified as at-risk readers. In addition, our resource teacher worked alongside the regular classroom teachers to help special education students master grade-level standards. Thinking Maps were also utilized to address the different fundamental thinking processes. Students participated in the Measures of Academic Progress test (MAP) in the fall, winter, and spring. Teachers used these results to help differentiate instruction in reading and math. After each administration of the test, teachers and administrators met to assess the needs of students and to provide assistance and enrichment for all learners. The school provided a morning academic program in which students took part in additional instruction to enhance student learning. Small group instruction in the classrooms was also used to focus on the needs of individual students. Safety is always a major priority for our faculty and students and this year surveillance cameras were added to our facility. The renovations also created one entrance for visitors to enter the school. All visitors had to sign in and a background check was completed before they could interact with the faculty and students which also increased the security of our building. We believe that building a strong school-home community is vital to the success of our students. For that reason, we actively seek parental and community involvement in all school activities. Parents, students, and faculty/staff members participated in various events this year such as literacy nights, Veterans' Day Celebration, Grandparents' Day, Awards days, movie nights, Fall Festival, skate nights, a book fair, and monthly parent luncheons. Through the tireless efforts of our students, teachers, parents, and community, Homeland Park is making great progress.

Judy A. Lagerstrom, Principal
Ann Tucker, SIC Chair

Mary

Comprehensive detail, including definitions of ratings, performance criteria, and explanations of status, is available on www.ed.sc.gov and www.eoc.sc.gov as well as school and school district websites.

Printed versions are available from school districts upon request.

Abbreviations Key

N/A Not Applicable N/AV Not Available N/C Not Collected N/R Not Reported I/S Insufficient Sample TBD To be determined
NI Newly Identified CSI Continuing School Improvement CA Corrective Action RP Plan to Restructure R Restructure DELAY School Improvement Status HOLD School Improvement Status