



SC Annual School Report Card Summary

Centerville Elementary School
 Anderson School District Five
 Grades: K-5 Enrollment: 635
 Principal: Kory Roberts
 Superintendent: Betty T. Bagley
 Board Chair: Mr. Al Norris

PERFORMANCE

Comprehensive detail, including definitions of ratings, performance criteria, and explanations of status, is available on www.ed.sc.gov and www.eoc.sc.gov as well as school and school district websites. Printed versions are available from school districts upon request.

YEAR	ABSOLUTE RATING	GROWTH RATING	PALMETTO GOLD AND SILVER AWARD		ESEA/FEDERAL ACCOUNTABILITY RATING SYSTEM	
			General Performance	Closing the Gap	ESEA Grade	Accountability Indicator
2012	Good	Good	TBD	TBD	B	N/A
2011	Excellent	Good	Gold	Silver	Met	N/A
2010	Good	Excellent	Gold	Silver	Met	N/A

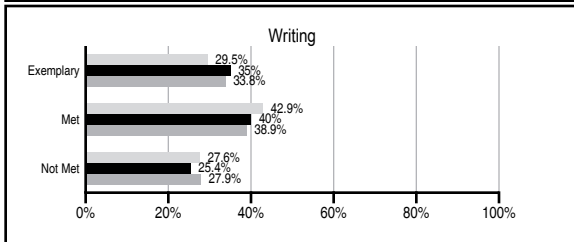
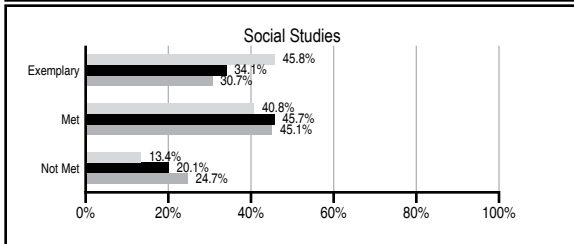
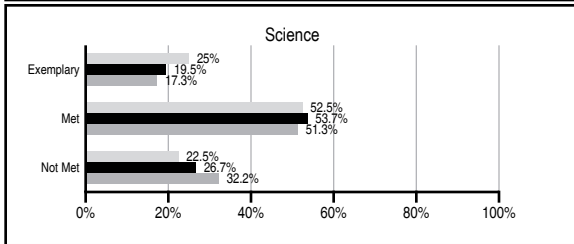
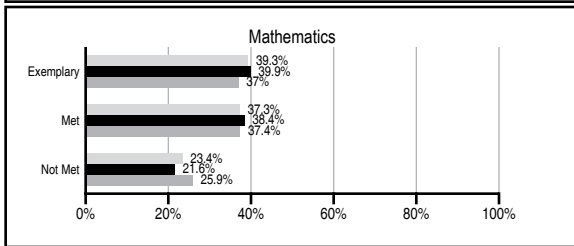
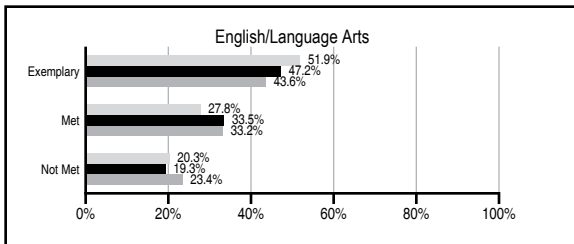
ABSOLUTE RATINGS OF ELEMENTARY SCHOOLS WITH STUDENTS LIKE OURS*

EXCELLENT	GOOD	AVERAGE	BELOW AVERAGE	AT-RISK
32	45	27	0	0

* Ratings are calculated with data available by 11/07/2012. Schools with Students Like Ours are Elementary Schools with Poverty Indices of no more than 5% above or below the index for this school.

PASS PERFORMANCE

Our School
 Elementary Schools with Students Like Ours
 Elementary schools statewide



NAEP PERFORMANCE*

* Performance reported for SC and nation, data not available at school level. Percentages at NAEP Achievement Levels.



SC PERFORMANCE VISION

By 2020 all students will graduate with the knowledge and skills necessary to compete successfully in the global economy, participate in a democratic society and contribute positively as members of families and communities.

Abbreviations Key

N/A Not Applicable N/AV Not Available N/C Not Collected N/R Not Reported I/S Insufficient Sample TBD To be determined

**Centerville Elementary School
[Anderson School District Five]**

SCHOOL PROFILE

	Our School	Change from Last Year	Elementary Schools with Students Like Ours	Median Elementary School
Students (n=635)				
Retention rate	1.1%	No Change	0.9%	1.0%
Attendance rate	96.6%	Up from 95.9%	96.5%	96.6%
Served by gifted and talented program	N/AV	N/AV	N/AV	N/AV
With disabilities other than speech	N/AV	N/AV	N/AV	N/AV
Older than usual for grade	N/AV	N/AV	N/AV	N/AV
Out-of-school suspensions or expulsions for violent and/or criminal offenses	0.0%	No Change	0.0%	0.0%
Teachers (n=40)				
Teachers with advanced degrees	60.0%	Up from 55.6%	62.6%	63.0%
Continuing contract teachers	N/AV	N/AV	N/AV	N/AV
Teachers returning from previous year	91.9%	Up from 90.6%	89.2%	88.7%
Teacher attendance rate	N/R	N/R	95.2%	95.1%
Average teacher salary*	\$47,369	Up 0.4%	\$47,729	\$47,210
Classes not taught by highly qualified teachers	0.0%	No Change	0.0%	0.0%
Professional development days/teacher	0.1 days	Down from 6.3 days	11.3 days	10.5 days
School				
Principal's years at school	5.0	Up from 4.0	5.0	4.0
Student-teacher ratio in core subjects	8.5 to 1	Down from 20.0 to 1	20.3 to 1	20.0 to 1
Prime instructional time	N/R	N/R	90.3%	90.5%
Opportunities in the arts	Good	Down from Excellent	Good	Good
SACS accreditation	Yes	No Change	Yes	Yes
Parents attending conferences	100.0%	No Change	100.0%	100.0%
Character development program	Excellent	Up from Good	Excellent	Excellent
Dollars spent per pupil**	\$5,652	Down 4.1%	\$6,711	\$7,247
Percent of expenditures for instruction**	73.6%	Up from 71.2%	68.6%	68.2%
Percent of expenditures for teacher salaries**	73.3%	Up from 70.6%	66.3%	65.7%
ESEA composite index score	87.4	N/A	92.9	91.9

* Length of contract = 185+ days.

** Prior year audited financial data available.

EVALUATION RESULTS

	Teachers	Students*	Parents*
Number of surveys returned	40	103	75
Percent satisfied with learning environment	97.5%	93.1%	92.9%
Percent satisfied with social and physical environment	100.0%	87.1%	90.4%
Percent satisfied with school-home relations	100.0%	95.1%	82.2%

*Only students at the highest elementary school grade level at this school and their parents were included.

REPORT OF PRINCIPAL AND SCHOOL IMPROVEMENT COUNCIL

Through shared decision making, a positive learning environment, and high expectations, Centerville Elementary continues to be an award-winning school. Receiving the Palmetto Silver and Gold Award for the past three years is evidence that teaching and learning is a top priority. We have continued this incredible journey to accelerate student learning, as shown by meeting Annual Yearly Progress (AYP) for the third consecutive year. We take pride in making success a possibility for every child. Our academic success is directly related to using data to drive classroom instruction. We use the NWEA Measures of Academic Progress (MAP) to gather assessment data and determine the needs of individual students. This nationally-normed assessment is administered in the fall, winter, and spring. MAP data provides teachers with explicit information that helps group students for intense, hands-on instruction catered to specific areas of need. This laser-focused instruction has been an essential component of our academic success. Students have numerous opportunities to participate in meaningful activities that reinforce learning standards and promote strong leadership skills. Some of these include Spanish Club, Garden Club, Learning with iPads, Single Gender Education, Running Club, Safety Patrol, and Morning Madness Computer Club. Centerville staff, parents, community, and business partners are stakeholders that come together to ensure that all students achieve and are provided with challenging educational experiences. We share many community events, including our annual Spring Fling, Doughnuts for Dads, Muffins for Moms, Grandparent's Day, Family Fitness Event, Disability Awareness Day, Family Movie Night, Student Recognition Program, and choral productions. The Centerville PTO provides ongoing support through mini-grants, classroom donations, and volunteerism. Our PTO Board recognizes the importance of parental involvement and they work tirelessly to recruit and involve parents in a variety of settings and activities. Effectively utilizing the skills, talents, and training of our parents and volunteers further extends our total program effectiveness. The entire Centerville family works together for the success of our students and we strive to put every child in the winner's circle.

Kory Roberts, Principal
Kevin Roper, SIC Chair

Comprehensive detail, including definitions of ratings, performance criteria, and explanations of status, is available on www.ed.sc.gov and www.eoc.sc.gov as well as school and school district websites.

Printed versions are available from school districts upon request.

Abbreviations Key

N/A Not Applicable N/AV Not Available N/C Not Collected N/R Not Reported I/S Insufficient Sample TBD To be determined

NI Newly Identified CSI Continuing School Improvement CA Corrective Action RP Plan to Restructure R Restructure DELAY School Improvement Status HOLD School Improvement Status