



SC Annual School Report Card Summary

Mount Lebanon Elementary School
 Anderson School District Four
 Grades: PK-6 Enrollment: 445
 Principal: Mona Guy Fleming
 Superintendent: Dr. Lee M. D'Andrea
 Board Chair: Ken Lindsey

PERFORMANCE

Comprehensive detail, including definitions of ratings, performance criteria, and explanations of status, is available on www.ed.sc.gov and www.eoc.sc.gov as well as school and school district websites. Printed versions are available from school districts upon request.

YEAR	ABSOLUTE RATING	GROWTH RATING	PALMETTO GOLD AND SILVER AWARD		ESEA/FEDERAL ACCOUNTABILITY RATING SYSTEM	
			General Performance	Closing the Gap	ESEA Grade	Accountability Indicator
2012	Excellent	Excellent	TBD	TBD	A	N/A
2011	Excellent	Excellent	Gold	N/A	Met	N/A
2010	Excellent	Excellent	Gold	Silver	Met	N/A

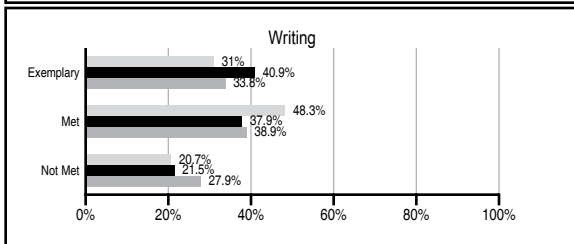
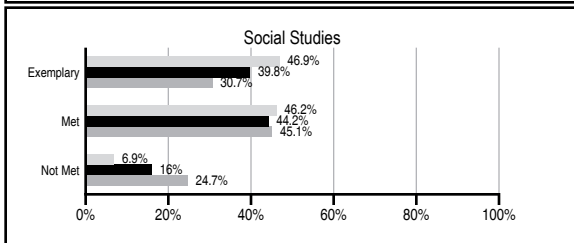
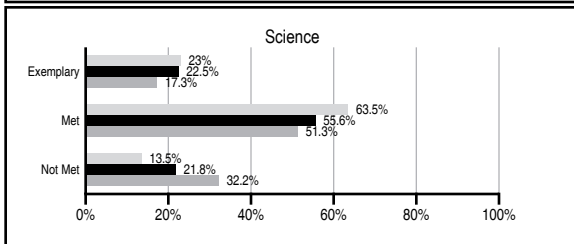
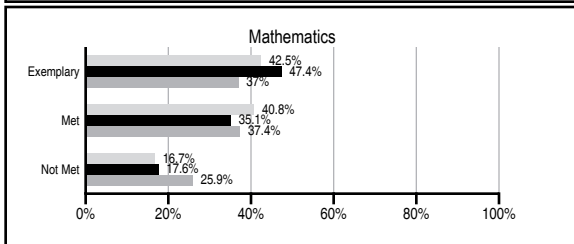
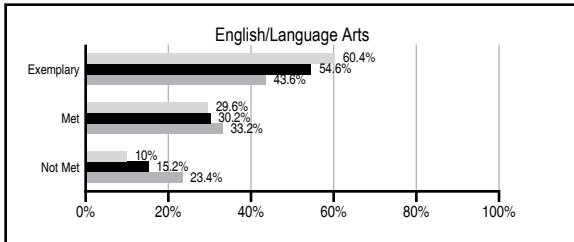
ABSOLUTE RATINGS OF ELEMENTARY SCHOOLS WITH STUDENTS LIKE OURS*

EXCELLENT	GOOD	AVERAGE	BELOW AVERAGE	AT-RISK
46	21	4	1	0

* Ratings are calculated with data available by 11/07/2012. Schools with Students Like Ours are Elementary Schools with Poverty Indices of no more than 5% above or below the index for this school.

PASS PERFORMANCE

Our School
 Elementary Schools with Students Like Ours
 Elementary schools statewide



NAEP PERFORMANCE*

* Performance reported for SC and nation, data not available at school level. Percentages at NAEP Achievement Levels.



SC PERFORMANCE VISION

By 2020 all students will graduate with the knowledge and skills necessary to compete successfully in the global economy, participate in a democratic society and contribute positively as members of families and communities.

Abbreviations Key

N/A Not Applicable N/AV Not Available N/C Not Collected N/R Not Reported I/S Insufficient Sample TBD To be determined

Mount Lebanon Elementary School [Anderson School District Four]

SCHOOL PROFILE

	Our School	Change from Last Year	Elementary Schools with Students Like Ours	Median Elementary School
Students (n=445)				
Retention rate	0.0%	Down from 0.5%	0.9%	1.0%
Attendance rate	97.3%	Up from 96.8%	97.0%	96.6%
Served by gifted and talented program	N/AV	N/AV	N/AV	N/AV
With disabilities other than speech	N/AV	N/AV	N/AV	N/AV
Older than usual for grade	N/AV	N/AV	N/AV	N/AV
Out-of-school suspensions or expulsions for violent and/or criminal offenses	0.0%	No Change	0.0%	0.0%
Teachers (n=29)				
Teachers with advanced degrees	55.2%	Down from 60.0%	62.5%	63.0%
Continuing contract teachers	N/AV	N/AV	N/AV	N/AV
Teachers returning from previous year	87.6%	Up from 86.1%	90.5%	88.7%
Teacher attendance rate	95.0%	Up from 89.5%	95.1%	95.1%
Average teacher salary*	\$47,138	Up 1.9%	\$47,968	\$47,210
Classes not taught by highly qualified teachers	0.0%	No Change	0.0%	0.0%
Professional development days/teacher	13.6 days	Up from 9.4 days	9.6 days	10.5 days
School				
Principal's years at school	5.0	Up from 4.0	4.0	4.0
Student-teacher ratio in core subjects	20.3 to 1	Up from 18.7 to 1	20.6 to 1	20.0 to 1
Prime instructional time	89.6%	Up from 85.7%	91.1%	90.5%
Opportunities in the arts	Good	No Change	Good	Good
SACS accreditation	Yes	No Change	Yes	Yes
Parents attending conferences	100.0%	No Change	100.0%	100.0%
Character development program	Excellent	No Change	Excellent	Excellent
Dollars spent per pupil**	\$7,351	Up 7.8%	\$6,749	\$7,247
Percent of expenditures for instruction**	66.9%	Up from 63.0%	69.2%	68.2%
Percent of expenditures for teacher salaries**	64.1%	Up from 59.9%	67.3%	65.7%
ESEA composite index score	100.0	N/A	95.4	91.9

* Length of contract = 185+ days.

** Prior year audited financial data available.

EVALUATION RESULTS

	Teachers	Students*	Parents*
Number of surveys returned	24	53	23
Percent satisfied with learning environment	95.8%	84.9%	95.5%
Percent satisfied with social and physical environment	95.8%	88.7%	95.7%
Percent satisfied with school-home relations	95.8%	90.6%	90.9%

*Only students at the highest elementary school grade level at this school and their parents were included.

REPORT OF PRINCIPAL AND SCHOOL IMPROVEMENT COUNCIL

Mount Lebanon continued our quest for excellence again this year. We earned a Palmetto Gold Award for academic achievement and celebrated meeting Adequate Yearly Progress. Our school-wide implementation of the Olweus Bullying Prevention Program was successful and enhanced our Wildcat ROARS (Respect, Ownership, Attitude, Responsibility and Safety) program of good character and citizenship.

As we continue to meet the diverse needs of learners in the 21st Century, Mount Lebanon began the process of transitioning to a school of Science, Technology, Engineering and Math (STEM). This year was one of intensive research and development. Site visits to STEM academies and schools were conducted, and research committees continue to meet regularly to analyze research and make school decisions for teaching and learning to carry us into year one implementation. Research and development committees included Engineering, Mathematics, Project-Based Learning (PBL), Science as well as Grading & Assessment. Our commitment to a quality STEM program has led us to finalizing the implementation of an Engineering Lab for all kindergarten through sixth grade students next year.

We celebrate each student's growth through quarterly awards recognition. We utilize volunteers to tutor students in reading and math and assist in our kindergarten SMART (Start Making a Reader Today) Room. Before- and After-school activities included Math Olympiads, Chorus, Explore the Arts, Sunshine Math and Student Council as well working with community groups to have a YMCA After-School Program, Good News Club and Girl Scouts. Every student wrote a book during the year, which was highlighted at our annual Academic Celebration. Other events included Writers' Guild inductions, Science Fair and special focus days for the arts, career development, math and science as well as literacy. Our Student Council provided gifts for Anderson County foster children as well as sponsoring our annual Father-Daughter Dance and a Mother-Son Luau. Our PTO hosted a Fall Festival in October and a Chili Cook-Off in January.

Our dedication and commitment to teaching, learning and nurturing students and each other fosters our vision to create a school environment that knows no limits to student achievement and success.

Mona Guy Fleming, Principal
Becky Carter, SIC Chairperson

Becky

Comprehensive detail, including definitions of ratings, performance criteria, and explanations of status, is available on www.ed.sc.gov and www.eoc.sc.gov as well as school and school district websites.

Printed versions are available from school districts upon request.

Abbreviations Key

N/A Not Applicable N/AV Not Available N/C Not Collected N/R Not Reported I/S Insufficient Sample TBD To be determined

NI Newly Identified CSI Continuing School Improvement CA Corrective Action RP Plan to Restructure R Restructure DELAY School Improvement Status HOLD School Improvement Status