



# SC Annual School Report Card Summary

Townville Elementary School  
 Anderson School District Four  
 Grades: PK-6 Enrollment: 280  
 Principal: Denise B. Fredericks  
 Superintendent: Dr. Lee M. D'Andrea  
 Board Chair: Ken Lindsey

## PERFORMANCE

Comprehensive detail, including definitions of ratings, performance criteria, and explanations of status, is available on [www.ed.sc.gov](http://www.ed.sc.gov) and [www.eoc.sc.gov](http://www.eoc.sc.gov) as well as school and school district websites. Printed versions are available from school districts upon request.

YEAR	ABSOLUTE RATING	GROWTH RATING	PALMETTO GOLD AND SILVER AWARD		ESEA/FEDERAL ACCOUNTABILITY RATING SYSTEM	
			General Performance	Closing the Gap	ESEA Grade	Accountability Indicator
2012	Excellent	Excellent	TBD	TBD	A	Reward
2011	Excellent	Excellent	Gold	Silver	Met	N/A
2010	Excellent	Excellent	Gold	Gold	Met	N/A

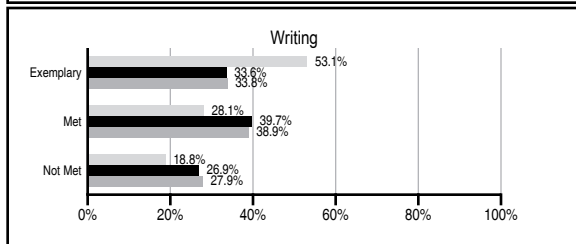
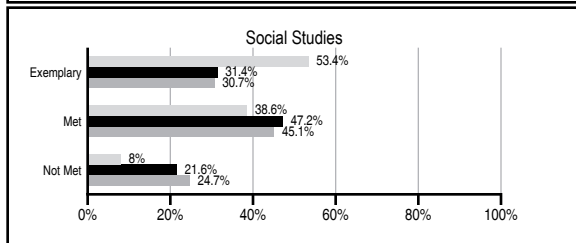
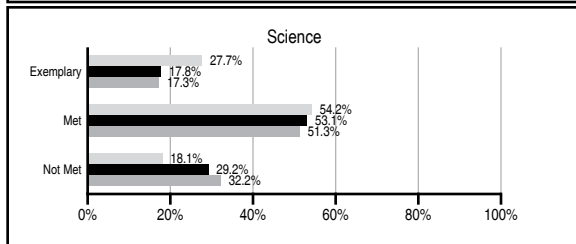
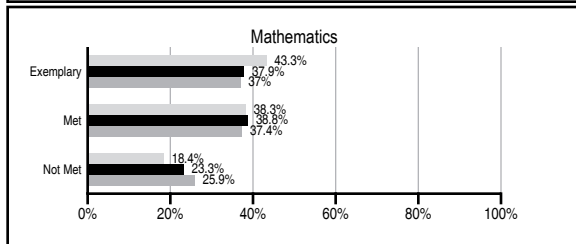
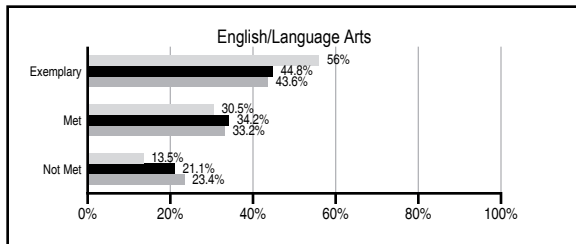
## ABSOLUTE RATINGS OF ELEMENTARY SCHOOLS WITH STUDENTS LIKE OURS\*

EXCELLENT	GOOD	AVERAGE	BELOW AVERAGE	AT-RISK
26	49	47	1	0

\* Ratings are calculated with data available by 11/07/2012. Schools with Students Like Ours are Elementary Schools with Poverty Indices of no more than 5% above or below the index for this school.

## PASS PERFORMANCE

Our School  
 Elementary Schools with Students Like Ours  
 Elementary schools statewide



## NAEP PERFORMANCE\*

\* Performance reported for SC and nation, data not available at school level. Percentages at NAEP Achievement Levels.



## SC PERFORMANCE VISION

*By 2020 all students will graduate with the knowledge and skills necessary to compete successfully in the global economy, participate in a democratic society and contribute positively as members of families and communities.*

### Abbreviations Key

N/A Not Applicable N/AV Not Available N/C Not Collected N/R Not Reported I/S Insufficient Sample TBD To be determined

**Townville Elementary School**  
**[Anderson School District Four]**

**SCHOOL PROFILE**

	Our School	Change from Last Year	Elementary Schools with Students Like Ours	Median Elementary School
<b>Students (n=280)</b>				
Retention rate	3.0%	Up from 2.6%	1.1%	1.0%
Attendance rate	96.3%	Down from 96.5%	96.4%	96.6%
Served by gifted and talented program	N/AV	N/AV	N/AV	N/AV
With disabilities other than speech	N/AV	N/AV	N/AV	N/AV
Older than usual for grade	N/AV	N/AV	N/AV	N/AV
Out-of-school suspensions or expulsions for violent and/or criminal offenses	0.0%	No Change	0.0%	0.0%
<b>Teachers (n=20)</b>				
Teachers with advanced degrees	85.0%	Up from 80.0%	61.3%	63.0%
Continuing contract teachers	N/AV	N/AV	N/AV	N/AV
Teachers returning from previous year	87.7%	Up from 86.1%	89.8%	88.7%
Teacher attendance rate	92.8%	Down from 94.7%	95.1%	95.1%
Average teacher salary*	\$51,715	Up 4.1%	\$47,490	\$47,210
Classes not taught by highly qualified teachers	0.0%	No Change	0.0%	0.0%
Professional development days/teacher	11.7 days	Up from 5.0 days	10.8 days	10.5 days
<b>School</b>				
Principal's years at school	8.0	Up from 7.0	4.0	4.0
Student-teacher ratio in core subjects	3.4 to 1	Down from 19.1 to 1	19.8 to 1	20.0 to 1
Prime instructional time	86.0%	Down from 91.1%	90.2%	90.5%
Opportunities in the arts	Good	No Change	Good	Good
SACS accreditation	Yes	No Change	Yes	Yes
Parents attending conferences	100.0%	No Change	100.0%	100.0%
Character development program	Excellent	No Change	Excellent	Excellent
Dollars spent per pupil**	\$9,258	Up 1.7%	\$6,980	\$7,247
Percent of expenditures for instruction**	62.3%	Down from 63.9%	67.7%	68.2%
Percent of expenditures for teacher salaries**	58.6%	Down from 61.0%	65.6%	65.7%
ESEA composite index score	99.3	N/A	91.6	91.9

\* Length of contract = 185+ days.

\*\* Prior year audited financial data available.

**EVALUATION RESULTS**

	Teachers	Students*	Parents*
Number of surveys returned	24	30	7
Percent satisfied with learning environment	100.0%	82.8%	I/S
Percent satisfied with social and physical environment	100.0%	93.3%	I/S
Percent satisfied with school-home relations	100.0%	96.6%	I/S

\*Only students at the highest elementary school grade level at this school and their parents were included.

**REPORT OF PRINCIPAL AND SCHOOL IMPROVEMENT COUNCIL**

Townville Elementary School is a Title I School with staff members and programs in place to ensure that each child reaches his or her potential. We are committed to developing students who continuously progress academically, emotionally, socially, and physically. Each student participates in library, art, music, PE, guidance, and technology classes. Our community has a strong dedication to ensuring our students have the tools they need to achieve.

Townville's staff recognizes the importance of having meaningful data in order to make informed decisions concerning the direction of the instructional program. Based on student data, The South Carolina Department of Education awarded our school a Gold Flag for "General Performance and a Silver Flag for "Closing the Achievement Gap". Our school was nominated as a National Distinguished Title I School in the area of student achievement for the third consecutive year. Townville Elementary is one of only three schools in South Carolina to earn the National Blue Ribbon School Award in 2011 awarded by the United States Department of Education.

Caring and dedicated volunteers have proven to be essential to enriching learning for students and assisting teachers. In addition to devoted PTO officers and parent volunteers, Michelin Tire Corporation (US2 and US8) partners with Townville in the Michelin Challenge Education program to provide our school with a faithful cadre of 30+ employees who visit our school each week as mentors and tutors. Our PTO officers work dependably to provide needed items for our students and teachers throughout the year. They supply student incentives, celebration materials, classroom items, and remain available to assist, as requested. During the 2011-2012 school year, the following is a sampling of how students had opportunities to expand learning and experiences: SMART (Start Making A Reader Today) rooms in kindergarten through second grade; Reading by RIT reading block in grades three through six; four-year-old kindergarten through sixth grade classrooms technology-rich with LCD projectors, response systems, and Smartboards; two computer labs; archery club; TES Singers, Readers are Leaders; GOALpost before / after school activities; and band for sixth graders. We also began implementation of a focused bully prevention program, Olweus, with all grade levels in an effort to educate students, staff, and community on how to best identify and respond to bullying events. We will continue to focus on how to best implement project-based learning activities while increasing STEM (Science, Technology, Engineering, and Math) learning opportunities in all classrooms.

Home and school communications are enhanced with regular parent conferences, School Fusion, ParentPortal, car-side chats, PTO meetings, Thursday folders, teacher phone calls, marquee messages, and Edulink phone messenger. Our school sponsors additional activities beyond the school day involving students and parents. These events include a talent show, science/math/literacy nights, Spring Fling, health fair, summer library hours, and cyber-safety workshops. The staff and community share a commitment to ensure our children have the opportunities to learn and achieve at high levels. It is our duty and honor to serve our children in order to assist them in being productive, successful, and responsible citizens now and in the future.

Denise Fredericks, Principal  
 Shirley, PTO President

Patti

Comprehensive detail, including definitions of ratings, performance criteria, and explanations of status, is available on [www.ed.sc.gov](http://www.ed.sc.gov) and [www.eoc.sc.gov](http://www.eoc.sc.gov) as well as school and school district websites.

Printed versions are available from school districts upon request.

**Abbreviations Key**

N/A Not Applicable N/AV Not Available N/C Not Collected N/R Not Reported I/S Insufficient Sample TBD To be determined  
 NI Newly Identified CSI Continuing School Improvement CA Corrective Action RP Plan to Restructure R Restructure DELAY School Improvement Status HOLD School Improvement Status