



SC Annual School Report Card Summary

La France Elementary School
 Anderson School District Four
 Grades: PK-6 Enrollment: 465
 Principal: Hope Atyeo
 Superintendent: Dr. Lee M. D'Andrea
 Board Chair: Ken Lindsey

PERFORMANCE

Comprehensive detail, including definitions of ratings, performance criteria, and explanations of status, is available on www.ed.sc.gov and www.eoc.sc.gov as well as school and school district websites. Printed versions are available from school districts upon request.

YEAR	ABSOLUTE RATING	GROWTH RATING	PALMETTO GOLD AND SILVER AWARD		ESEA/FEDERAL ACCOUNTABILITY RATING SYSTEM	
			General Performance	Closing the Gap	ESEA Grade	Accountability Indicator
2012	Good	Average	TBD	TBD	A	Reward
2011	Good	Average	Silver	N/A	Met	N/A
2010	Good	Average	N/A	N/A	Met	N/A

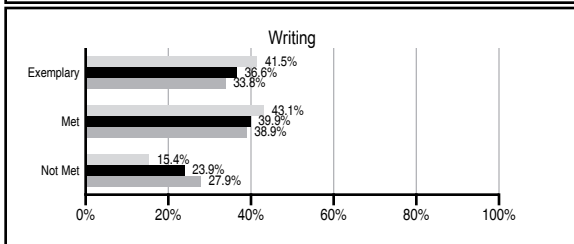
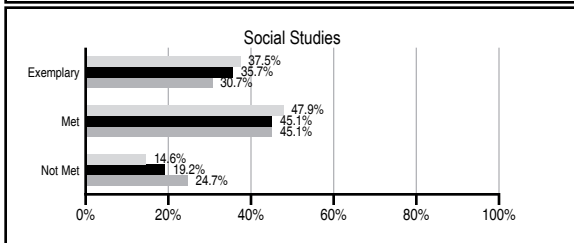
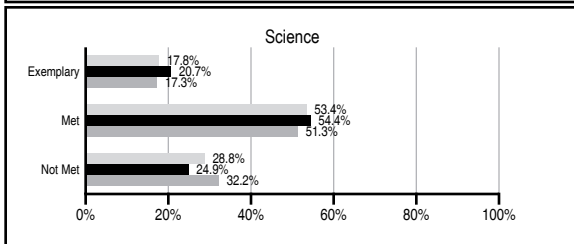
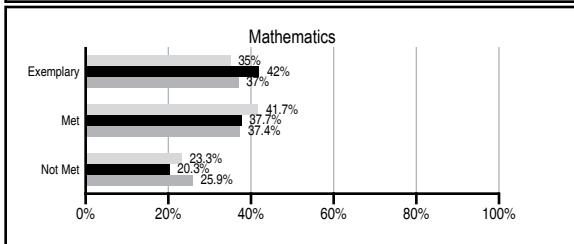
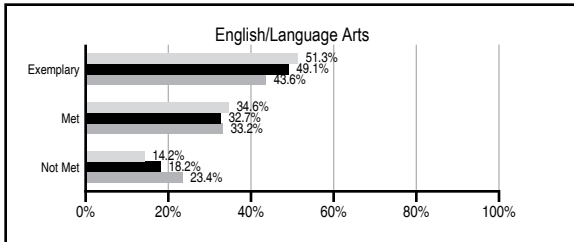
ABSOLUTE RATINGS OF ELEMENTARY SCHOOLS WITH STUDENTS LIKE OURS*

EXCELLENT	GOOD	AVERAGE	BELOW AVERAGE	AT-RISK
43	39	25	0	0

* Ratings are calculated with data available by 11/07/2012. Schools with Students Like Ours are Elementary Schools with Poverty Indices of no more than 5% above or below the index for this school.

PASS PERFORMANCE

Our School
 Elementary Schools with Students Like Ours
 Elementary schools statewide



NAEP PERFORMANCE*

* Performance reported for SC and nation, data not available at school level. Percentages at NAEP Achievement Levels.



SC PERFORMANCE VISION

By 2020 all students will graduate with the knowledge and skills necessary to compete successfully in the global economy, participate in a democratic society and contribute positively as members of families and communities.

Abbreviations Key

N/A Not Applicable N/AV Not Available N/C Not Collected N/R Not Reported I/S Insufficient Sample TBD To be determined

**La France Elementary School
[Anderson School District Four]**

SCHOOL PROFILE

	Our School	Change from Last Year	Elementary Schools with Students Like Ours	Median Elementary School
Students (n=465)				
Retention rate	1.1%	Up from 0.5%	0.9%	1.0%
Attendance rate	96.4%	Up from 96.3%	96.6%	96.6%
Served by gifted and talented program	N/AV	N/AV	N/AV	N/AV
With disabilities other than speech	N/AV	N/AV	N/AV	N/AV
Older than usual for grade	N/AV	N/AV	N/AV	N/AV
Out-of-school suspensions or expulsions for violent and/or criminal offenses	0.0%	No Change	0.0%	0.0%
Teachers (n=28)				
Teachers with advanced degrees	67.9%	Up from 67.7%	63.6%	63.0%
Continuing contract teachers	N/AV	N/AV	N/AV	N/AV
Teachers returning from previous year	92.0%	Down from 94.4%	89.8%	88.7%
Teacher attendance rate	89.8%	Down from 97.2%	95.2%	95.1%
Average teacher salary*	\$49,236	Up 2.9%	\$48,257	\$47,210
Classes not taught by highly qualified teachers	0.0%	No Change	0.0%	0.0%
Professional development days/teacher	10.3 days	Up from 9.4 days	11.3 days	10.5 days
School				
Principal's years at school	7.0	Up from 5.5	5.0	4.0
Student-teacher ratio in core subjects	18.3 to 1	Down from 19.3 to 1	20.3 to 1	20.0 to 1
Prime instructional time	84.5%	Down from 93.4%	90.3%	90.5%
Opportunities in the arts	Good	No Change	Good	Good
SACS accreditation	Yes	No Change	Yes	Yes
Parents attending conferences	100.0%	No Change	100.0%	100.0%
Character development program	Excellent	No Change	Excellent	Excellent
Dollars spent per pupil**	\$8,296	Down 1.7%	\$6,813	\$7,247
Percent of expenditures for instruction**	67.2%	Down from 67.4%	68.0%	68.2%
Percent of expenditures for teacher salaries**	64.4%	Down from 65.0%	66.2%	65.7%
ESEA composite index score	92.9	N/A	93.8	91.9

* Length of contract = 185+ days.

** Prior year audited financial data available.

EVALUATION RESULTS

	Teachers	Students*	Parents*
Number of surveys returned	25	61	23
Percent satisfied with learning environment	96.0%	71.7%	91.3%
Percent satisfied with social and physical environment	100.0%	78.3%	95.7%
Percent satisfied with school-home relations	100.0%	78.7%	90.5%

*Only students at the highest elementary school grade level at this school and their parents were included.

REPORT OF PRINCIPAL AND SCHOOL IMPROVEMENT COUNCIL

The 2011-12 school year was an exceptional year filled with opportunities, accomplishments, and program excellence. Efforts by our students, parents, and school improvement council (SIC), Parent Teacher Organization (PTO) combined with our faculty and staff's initiative and vision, produced significant results in many areas. At the top of the list included meeting Adequate Yearly Progress (AYP).

Our story begins with great progress being made for having every child read on grade level by the end of this school year. Supporting this goal included data analysis and flexible instruction based on individual student MAP (Measures of Academic Progress) scores for students in kindergarten through sixth grades. In addition, Title I funds afforded the continuation of our reading and math specialist position as well as aided in lowering class size in grade four. And, our school-wide mentoring program, We Are Family, continues to ensure each child had a special person to connect with throughout the year.

Other highlights include our first year of transitioning to a School of Creativity and Innovation where our students and staff have begun experiencing the core curriculum content through activities, projects, and discoveries that integrate art, music, physical education, creative writing and technology. By participating in several Kennedy Center workshops, our faculty members have learned how the use of movement, drama, art, and music will enhance lessons ensuring our students retain more of what they learn because they will be active and engaged throughout the learning experience. We are convinced that creativity and innovation are essential elements in the curriculum and instruction process and that if our students learn in this way, they will be better problem solvers and more equipped to succeed in our ever-changing world.

Together, with volunteers, PTO, SIC, and business partnerships, students are being well-prepared for the 21st century. At La France Elementary School, Learning Equals Success!

Hope Morgan Atyeo, Principal
Lisa Skelly, SIC Chairperson

Comprehensive detail, including definitions of ratings, performance criteria, and explanations of status, is available on www.ed.sc.gov and www.eoc.sc.gov as well as school and school district websites.

Printed versions are available from school districts upon request.

Abbreviations Key

N/A Not Applicable N/AV Not Available N/C Not Collected N/R Not Reported I/S Insufficient Sample TBD To be determined

NI Newly Identified CSI Continuing School Improvement CA Corrective Action RP Plan to Restructure R Restructure DELAY School Improvement Status HOLD School Improvement Status