



# SC Annual School Report Card Summary

Iva Elementary School  
 Anderson County School District Three  
 Grades: PK-5 Enrollment: 435  
 Principal: J. Eric Hughes  
 Superintendent: Gail Southard  
 Board Chair: Curtis Wiles

## PERFORMANCE

Comprehensive detail, including definitions of ratings, performance criteria, and explanations of status, is available on [www.ed.sc.gov](http://www.ed.sc.gov) and [www.eoc.sc.gov](http://www.eoc.sc.gov) as well as school and school district websites. Printed versions are available from school districts upon request.

YEAR	ABSOLUTE RATING	GROWTH RATING	PALMETTO GOLD AND SILVER AWARD		ESEA/FEDERAL ACCOUNTABILITY RATING SYSTEM	
			General Performance	Closing the Gap	ESEA Grade	Accountability Indicator
2012	Good	Excellent	TBD	TBD	B	Reward
2011	Average	Average	Silver	N/A	Not Met	N/A
2010	Average	Excellent	Gold	N/A	Met	N/A

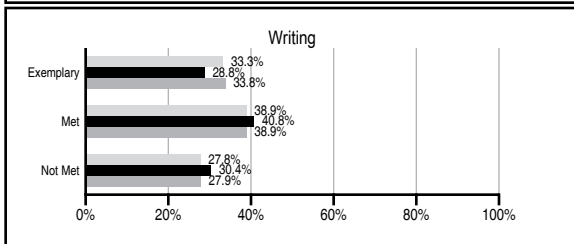
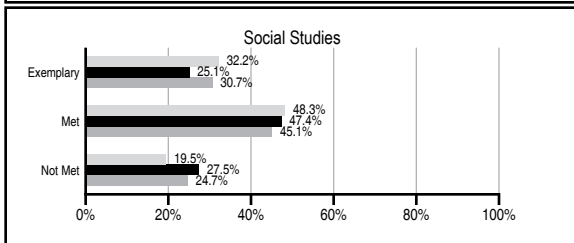
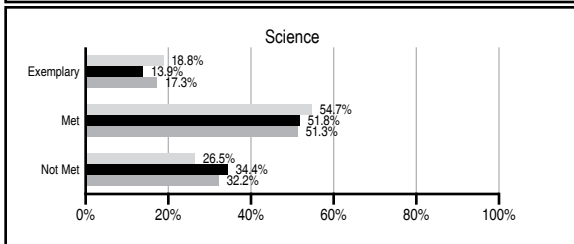
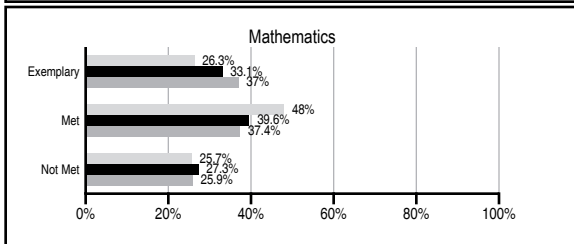
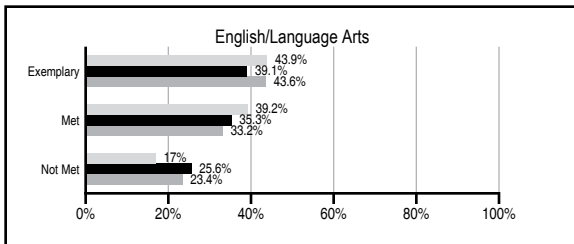
## ABSOLUTE RATINGS OF ELEMENTARY SCHOOLS WITH STUDENTS LIKE OURS\*

EXCELLENT	GOOD	AVERAGE	BELOW AVERAGE	AT-RISK
15	30	86	8	0

\* Ratings are calculated with data available by 11/07/2012. Schools with Students Like Ours are Elementary Schools with Poverty Indices of no more than 5% above or below the index for this school.

## PASS PERFORMANCE

Our School  
 Elementary Schools with Students Like Ours  
 Elementary schools statewide



## NAEP PERFORMANCE\*

\* Performance reported for SC and nation, data not available at school level. Percentages at NAEP Achievement Levels.



## SC PERFORMANCE VISION

*By 2020 all students will graduate with the knowledge and skills necessary to compete successfully in the global economy, participate in a democratic society and contribute positively as members of families and communities.*

### Abbreviations Key

N/A Not Applicable N/AV Not Available N/C Not Collected N/R Not Reported I/S Insufficient Sample TBD To be determined

**Iva Elementary School**  
**[Anderson County School District Three]**

**SCHOOL PROFILE**

	Our School	Change from Last Year	Elementary Schools with Students Like Ours	Median Elementary School
<b>Students (n=435)</b>				
Retention rate	3.0%	Down from 4.0%	1.3%	1.0%
Attendance rate	96.0%	Down from 96.1%	96.3%	96.6%
Served by gifted and talented program	N/AV	N/AV	N/AV	N/AV
With disabilities other than speech	N/AV	N/AV	N/AV	N/AV
Older than usual for grade	N/AV	N/AV	N/AV	N/AV
Out-of-school suspensions or expulsions for violent and/or criminal offenses	0.0%	No Change	0.0%	0.0%
<b>Teachers (n=26)</b>				
Teachers with advanced degrees	84.6%	Down from 85.2%	60.4%	63.0%
Continuing contract teachers	N/AV	N/AV	N/AV	N/AV
Teachers returning from previous year	92.5%	Up from 83.4%	88.7%	88.7%
Teacher attendance rate	96.0%	Down from 96.4%	94.8%	95.1%
Average teacher salary*	\$49,443	Up 4.2%	\$47,009	\$47,210
Classes not taught by highly qualified teachers	0.0%	No Change	0.0%	0.0%
Professional development days/teacher	10.2 days	Down from 10.4 days	10.8 days	10.5 days
<b>School</b>				
Principal's years at school	11.0	Up from 10.0	4.0	4.0
Student-teacher ratio in core subjects	20.4 to 1	Up from 20.2 to 1	20.0 to 1	20.0 to 1
Prime instructional time	91.5%	Down from 91.7%	89.8%	90.5%
Opportunities in the arts	Good	No Change	Good	Good
SACS accreditation	Yes	No Change	Yes	Yes
Parents attending conferences	100.0%	No Change	100.0%	100.0%
Character development program	Excellent	No Change	Excellent	Excellent
Dollars spent per pupil**	\$6,826	Down 5.6%	\$7,312	\$7,247
Percent of expenditures for instruction**	65.4%	Down from 65.6%	67.8%	68.2%
Percent of expenditures for teacher salaries**	63.1%	Up from 61.3%	65.0%	65.7%
ESEA composite index score	85.3	N/A	88.5	91.9

\* Length of contract = 185+ days.

\*\* Prior year audited financial data available.

**EVALUATION RESULTS**

	Teachers	Students*	Parents*
Number of surveys returned	27	48	32
Percent satisfied with learning environment	100.0%	87.2%	80.6%
Percent satisfied with social and physical environment	92.6%	85.4%	90.3%
Percent satisfied with school-home relations	96.3%	85.4%	81.3%

\*Only students at the highest elementary school grade level at this school and their parents were included.

**REPORT OF PRINCIPAL AND SCHOOL IMPROVEMENT COUNCIL**

The mission of Anderson School District 3 is, Embrace. Inspire. Challenge. Every Student.....Every Day. The faculty and staff at Iva Elementary School strives to fulfill this mission each day. We are committed to serving children according to their individual needs and helping them develop to their fullest potential. At Iva Elementary, our students are held accountable for learning state standard, striving toward high achievement, and learning to respect themselves as well as others. During the 2011-2012 school year, Iva Elementary served 411 students in four year old kindergarten through fifth grade.

Iva is fully accredited by the Southern Association of Colleges and Schools and has an all-clear status from the State Department of Education. Parents and visitors are always welcome and our staff truly cares about the children in our community. MAP Testing continued at Iva Elementary this year to help staff better identify the strengths and weaknesses of our curriculum. We also used Study Island, an On-Line Math Program this year. The best part about Study Island is it allows students to continue working with the program at home. This year Iva Elementary School was recognized, for the fifth time, with a Palmetto Award from the State Department of Education. Iva Elementary received this award based on consistent academic achievement made by students on the PASS Test from 2009 - 2011. The improvements seen at Iva Elementary are made because of the team work provided by our faculty, staff, hard working students, caring parents, and supportive community.

Iva Elementary is very fortunate to have a supportive PTO that works diligently to foster closer relations between home and school. Many parents spend hours giving of their time, energy, and resources to help Iva succeed in all areas. This year our PTO supported our Box Top Drive, assisted in the purchase of a new digital school sign, donated candy for our community wide Trick-or-Treat Night, held our first ever Book Bingo Night, assisted with picture days, volunteered at Santa's Workshop, sponsored our school dance, volunteered and supplied snacks and drinks during field day, donated prizes to encourage students to set a goal of being on the yearly Honor Roll and recognized our staff with a luncheon during Staff Appreciation Week. Our first grade teacher, Mrs. Sherri Phillips, was selected by the faculty as our Teacher of the Year.

As professional educators, we believe in order for education to be successful, it must not only inform but inspire and we are dedicated to providing instruction that motivates our children to learn. We are grateful for the wonderful help and support we always receive.

Eric Hughes, Principal

Candace Stone, SIC Chairperson

Comprehensive detail, including definitions of ratings, performance criteria, and explanations of status, is available on [www.ed.sc.gov](http://www.ed.sc.gov) and [www.eoc.sc.gov](http://www.eoc.sc.gov) as well as school and school district websites.

Printed versions are available from school districts upon request.

**Abbreviations Key**

N/A Not Applicable N/AV Not Available N/C Not Collected N/R Not Reported I/S Insufficient Sample TBD To be determined NI Newly Identified CSI Continuing School Improvement CA Corrective Action RP Plan to Restructure R Restructure DELAY School Improvement Status HOLD School Improvement Status