



SC Annual School Report Card Summary

Wright Elementary
Anderson District Two
Grades: K-6 Enrollment: 187
Principal: Mrs. Laurie McCall
Superintendent: Mr. Thomas T. Chapman
Board Chair: Dr. Danny Hawkins

PERFORMANCE

Comprehensive detail, including definitions of ratings, performance criteria, and explanations of status, is available on www.ed.sc.gov and www.eoc.sc.gov as well as school and school district websites. Printed versions are available from school districts upon request.

YEAR	ABSOLUTE RATING	GROWTH RATING	PALMETTO GOLD AND SILVER AWARD		ESEA/FEDERAL ACCOUNTABILITY RATING SYSTEM	
			General Performance	Closing the Gap	ESEA Grade	Accountability Indicator
2012	Excellent	Excellent	TBD	TBD	A	N/A
2011	Excellent	Excellent	Gold	N/A	Met	N/A
2010	Excellent	Excellent	Gold	N/A	Met	N/A

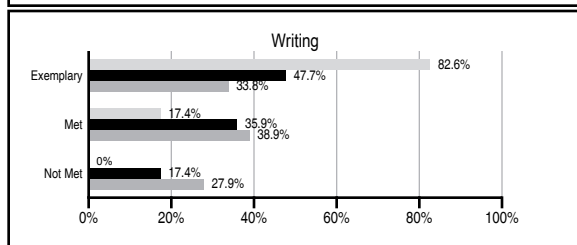
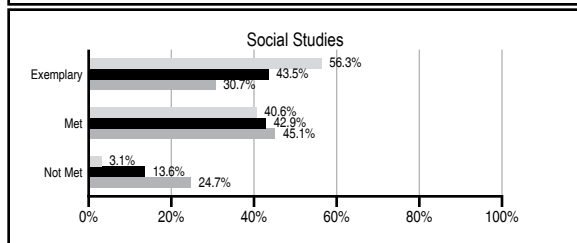
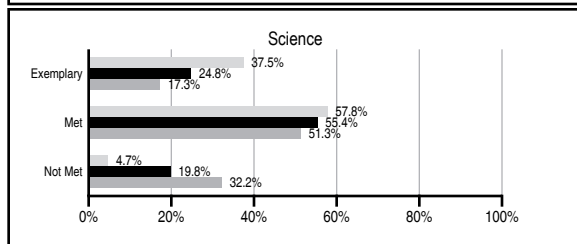
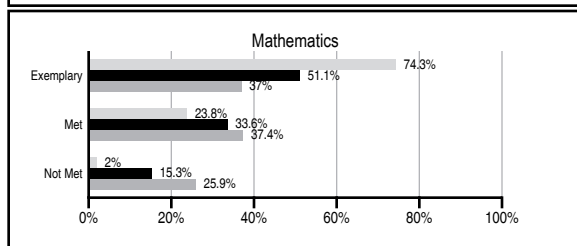
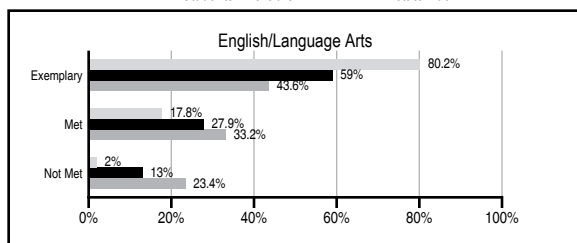
ABSOLUTE RATINGS OF ELEMENTARY SCHOOLS WITH STUDENTS LIKE OURS*

EXCELLENT	GOOD	AVERAGE	BELOW AVERAGE	AT-RISK
33	7	0	1	0

* Ratings are calculated with data available by 11/07/2012. Schools with Students Like Ours are Elementary Schools with Poverty Indices of no more than 5% above or below the index for this school.




PASS PERFORMANCE

Our School Elementary Schools with Students Like Ours Elementary schools statewide



NAEP PERFORMANCE*

* Performance reported for SC and nation, data not available at school level. Percentages at NAEP Achievement Levels.



SC PERFORMANCE VISION

By 2020 all students will graduate with the knowledge and skills necessary to compete successfully in the global economy, participate in a democratic society and contribute positively as members of families and communities.

Abbreviations Key

N/A Not Applicable N/AV Not Available N/C Not Collected N/R Not Reported I/S Insufficient Sample TBD To be determined

Wright Elementary [Anderson District Two]

SCHOOL PROFILE

	Our School	Change from Last Year	Elementary Schools with Students Like Ours	Median Elementary School
Students (n=187)				
Retention rate	0.5%	Down from 1.1%	1.0%	1.0%
Attendance rate	96.8%	Up from 96.3%	97.0%	96.6%
Served by gifted and talented program	N/AV	N/AV	N/AV	N/AV
With disabilities other than speech	N/AV	N/AV	N/AV	N/AV
Older than usual for grade	N/AV	N/AV	N/AV	N/AV
Out-of-school suspensions or expulsions for violent and/or criminal offenses	0.0%	No Change	0.0%	0.0%
Teachers (n=12)				
Teachers with advanced degrees	75.0%	Down from 90.0%	68.8%	63.0%
Continuing contract teachers	N/AV	N/AV	N/AV	N/AV
Teachers returning from previous year	89.6%	No Change	90.8%	88.7%
Teacher attendance rate	96.4%	Down from 97.0%	95.4%	95.1%
Average teacher salary*	\$50,593	Down 5.3%	\$48,368	\$47,210
Classes not taught by highly qualified teachers	0.0%	No Change	0.0%	0.0%
Professional development days/teacher	23.4 days	Up from 18.3 days	10.1 days	10.5 days
School				
Principal's years at school	2.0	Up from 1.0	4.0	4.0
Student-teacher ratio in core subjects	16.5 to 1	Down from 17.5 to 1	21.0 to 1	20.0 to 1
Prime instructional time	90.6%	Down from 92.9%	91.6%	90.5%
Opportunities in the arts	Good	No Change	Good	Good
SACS accreditation	Yes	No Change	Yes	Yes
Parents attending conferences	98.6%	Down from 100.0%	100.0%	100.0%
Character development program	Excellent	No Change	Excellent	Excellent
Dollars spent per pupil**	\$6,711	Down 3.5%	\$6,821	\$7,247
Percent of expenditures for instruction**	66.2%	Down from 67.0%	68.7%	68.2%
Percent of expenditures for teacher salaries**	60.6%	Down from 63.8%	66.6%	65.7%
ESEA composite index score	100.0	N/A	97.1	91.9

* Length of contract = 185+ days.

** Prior year audited financial data available.

EVALUATION RESULTS

	Teachers	Students*	Parents*
Number of surveys returned	11	24	20
Percent satisfied with learning environment	100.0%	91.7%	95.0%
Percent satisfied with social and physical environment	100.0%	95.7%	85.0%
Percent satisfied with school-home relations	100.0%	95.8%	85.0%

*Only students at the highest elementary school grade level at this school and their parents were included.

REPORT OF PRINCIPAL AND SCHOOL IMPROVEMENT COUNCIL

The mission of Wright Elementary School is to support a positive, safe, nurturing community by providing an engaging curriculum that fosters excellence and a love of learning. Comprised of dedicated staff members, caring parents, and hardworking students, this mission of excellence has remained our focus as we have maintained an Excellent report card rating qualifying us once again as a Palmetto Gold School!

"Wild About Learning" became our driving theme for the 2011-12 school year. Our culture of learning, supported by high expectations for all, challenged our students to grow in character and self-discipline to achieve at their maximum potential. Throughout the year, book studies, professional learning communities, staff development opportunities, and peer observations allowed our faculty to continually strive to learn, grow, and maximize the effectiveness of their instruction and professional growth to ensure success. Continued focus was given to literacy across grade levels with the implementation of strategies from the Content Literacy Continuum, Write from the Beginning, and Six Traits. A focused book study targeted to help boys who struggle in school enabled all to closely examine best practices, motivation, mentoring, and active learning of boys to ensure ultimate success of this gender. Our much anticipated family curriculum nights allowed our community members to witness firsthand the "Wild About Learning" atmosphere experienced on a daily basis at Wright Elementary. Tremendous support and involvement at these events allowed students to showcase learning! Awards ceremonies throughout the year recognized students for academic excellence, attendance, exemplifying positive character traits, and other special accomplishments.

In addition to rigorous curriculum, high expectations for student achievement and relevant learning experiences, our students learned to be good citizens through participation in numerous community service projects. Students became "others minded" as they demonstrated active involvement in Relay for Life, Hats Off for Cancer, Jump Rope for Heart, March of Dimes, Souper Bowl of Caring, and our local community Sharing Tree. To further promote positive character, the PBIS initiative and Core Essentials Character Education program remained our focus. Student leadership opportunities such as Student Council, Safety Patrol, Media Mascots, Morning News Anchors, and our postal system workers were also designed to assist students in becoming responsible citizens. The partnership between home, school, and community is strengthened through continuous communication, community service learning projects, an active PTO and School Improvement Council, and tremendous community support! Our parents and community partner closely with us to ensure success for all. At Wright Elementary School, we are proud to be "Wild About Learning"!

Laurie McCall, Principal

☐ Tammy Hanna,

SIC Chairperson

Comprehensive detail, including definitions of ratings, performance criteria, and explanations of status, is available on www.ed.sc.gov and www.eoc.sc.gov as well as school and school district websites.

Printed versions are available from school districts upon request.

Abbreviations Key

N/A Not Applicable N/AV Not Available N/C Not Collected N/R Not Reported I/S Insufficient Sample TBD To be determined

NI Newly Identified CSI Continuing School Improvement CA Corrective Action RP Plan to Restructure R Restructure DELAY School Improvement Status HOLD School Improvement Status