

SC Annual School Report Card Summary

Honea Path Elementary
Anderson District Two
Grades: PK-4 Enrollment: 512
Principal: Mark Robertson
Superintendent: Mr. Thomas T. Chapman
Board Chair: Dr. Danny Hawkins

PERFORMANCE

Comprehensive detail, including definitions of ratings, performance criteria, and explanations of status, is available on www.ed.sc.gov and www.eoc.sc.gov as well as school and school district websites. Printed versions are available from school districts upon request.

YEAR	ABSOLUTE RATING	GROWTH RATING	PALMETTO GOLD AND SILVER AWARD		ESEA/FEDERAL ACCOUNTABILITY RATING SYSTEM	
			General Performance	Closing the Gap	ESEA Grade	Accountability Indicator
2012	Excellent	Excellent	TBD	TBD	A	Reward
2011	Good	Average	Silver	N/A	Met	N/A
2010	Good	Average	N/A	N/A	Met	N/A

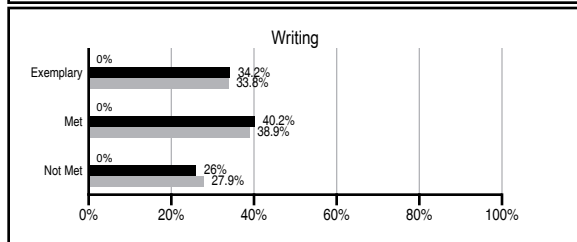
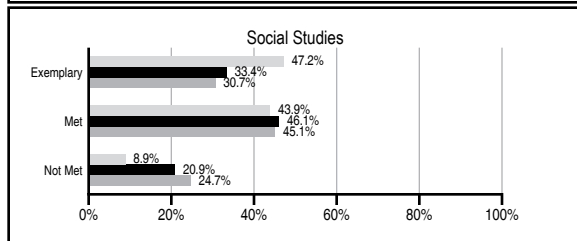
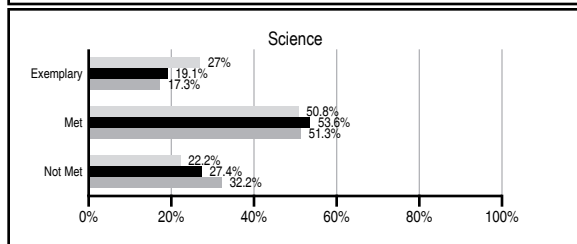
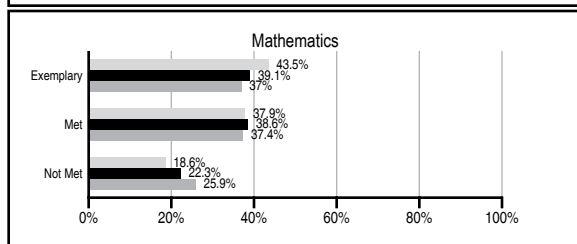
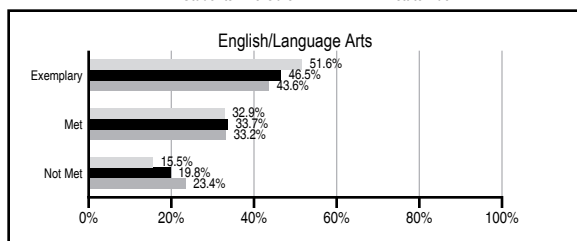
ABSOLUTE RATINGS OF ELEMENTARY SCHOOLS WITH STUDENTS LIKE OURS*

EXCELLENT	GOOD	AVERAGE	BELOW AVERAGE	AT-RISK
30	42	31	1	0

* Ratings are calculated with data available by 11/07/2012. Schools with Students Like Ours are Elementary Schools with Poverty Indices of no more than 5% above or below the index for this school.




PASS PERFORMANCE

Our School Elementary Schools with Students Like Ours Elementary schools statewide



NAEP PERFORMANCE*

* Performance reported for SC and nation, data not available at school level. Percentages at NAEP Achievement Levels.



SC PERFORMANCE VISION

By 2020 all students will graduate with the knowledge and skills necessary to compete successfully in the global economy, participate in a democratic society and contribute positively as members of families and communities.

Abbreviations Key

N/A Not Applicable N/AV Not Available N/C Not Collected N/R Not Reported I/S Insufficient Sample TBD To be determined

Honea Path Elementary [Anderson District Two]

SCHOOL PROFILE

	Our School	Change from Last Year	Elementary Schools with Students Like Ours	Median Elementary School
Students (n=512)				
Retention rate	6.0%	Up from 3.6%	1.1%	1.0%
Attendance rate	95.8%	Up from 95.3%	96.5%	96.6%
Served by gifted and talented program	N/AV	N/AV	N/AV	N/AV
With disabilities other than speech	N/AV	N/AV	N/AV	N/AV
Older than usual for grade	N/AV	N/AV	N/AV	N/AV
Out-of-school suspensions or expulsions for violent and/or criminal offenses	0.0%	No Change	0.0%	0.0%
Teachers (n=32)				
Teachers with advanced degrees	40.6%	Up from 37.5%	61.9%	63.0%
Continuing contract teachers	N/AV	N/AV	N/AV	N/AV
Teachers returning from previous year	90.6%	Up from 88.5%	89.0%	88.7%
Teacher attendance rate	94.9%	Down from 96.5%	95.1%	95.1%
Average teacher salary*	\$45,611	Up 3.5%	\$47,380	\$47,210
Classes not taught by highly qualified teachers	0.0%	No Change	0.0%	0.0%
Professional development days/teacher	16.8 days	Up from 9.8 days	11.3 days	10.5 days
School				
Principal's years at school	7.0	Up from 6.0	5.0	4.0
Student-teacher ratio in core subjects	24.2 to 1	Up from 22.7 to 1	20.1 to 1	20.0 to 1
Prime instructional time	88.8%	Down from 90.2%	90.3%	90.5%
Opportunities in the arts	Good	No Change	Good	Good
SACS accreditation	Yes	No Change	Yes	Yes
Parents attending conferences	100.0%	No Change	100.0%	100.0%
Character development program	Excellent	No Change	Excellent	Excellent
Dollars spent per pupil**	\$6,250	Down 4.4%	\$6,782	\$7,247
Percent of expenditures for instruction**	74.4%	Down from 75.2%	68.3%	68.2%
Percent of expenditures for teacher salaries**	71.7%	Down from 71.9%	66.3%	65.7%
ESEA composite index score	94.8	N/A	92.9	91.9

* Length of contract = 185+ days.

** Prior year audited financial data available.

EVALUATION RESULTS

	Teachers	Students*	Parents*
Number of surveys returned	33	82	70
Percent satisfied with learning environment	97.0%	98.8%	95.7%
Percent satisfied with social and physical environment	87.9%	98.8%	97.1%
Percent satisfied with school-home relations	93.9%	96.3%	91.4%

*Only students at the highest elementary school grade level at this school and their parents were included.

REPORT OF PRINCIPAL AND SCHOOL IMPROVEMENT COUNCIL

Honea Path Elementary School is an extraordinary school with fantastic, well-behaved students, great parents, community support, and an exceptional staff. We traditionally have good test scores, and we take great pride in being a community of learners committed to providing "Excellence in Education" through innovative instructional practices. Students are the top priority at HPE! We strive to do what is in the best interest of students daily.

Achievements at HPE for the 2011-2012 school year include: 6th Annual Author's Tea, Semester Awards Day, a 40 I-Touches Station, 12 I-Pads, promethean boards and visual presenters for all classes, Muffins for Mom, and Dad's Days, Mrs. Amy Austin, 4th grade Teacher - 2011-2012 Teacher of the Year, Merit Academy and Mentoring Program continued to make a difference in the lives of students who need extra academic enrichment opportunities, PBIS School-Wide Responsibility Program in its 5th year with students recognized for proper behavior via honeygrams and prizes, with the top prize being a Burger King Meal and cake lunch with administration. We had over 700 students earn this meal!

We had a significant amount of math staff development provided to our teachers by Dr. Patty Smith. The focus was on making math fun and engaging through the use of manipulatives. Tech-Thursday provided our staff with the opportunity to learn about technology applications. Staff Development was offered to help students become better writers. Common Core training was and will continue to be offered in math and reading.

Our PTO has provided the following to our school this year through fundraising opportunities: Teacher Appreciation Luncheon, Money for Awards Day and Medallions for Students, \$100.00 Grants for Teachers, Fall Fun Festival, Read Across America. A special thank you goes out to our fabulous PTO!

It was a great 2011-2012 school year at HPE! The HPE school community is committed to providing an educational environment for our students that is exciting, standards-based, innovative, safe, and nurturing. We are proud to be a community of learners, and we provide an exemplary education.

Our School Improvement Council Chair is Mrs. Sandy Robinson

Mark Robertson, Principal

Comprehensive detail, including definitions of ratings, performance criteria, and explanations of status, is available on www.ed.sc.gov and www.eoc.sc.gov as well as school and school district websites.

Printed versions are available from school districts upon request.

Abbreviations Key

N/A Not Applicable N/AV Not Available N/C Not Collected N/R Not Reported I/S Insufficient Sample TBD To be determined

NI Newly Identified CSI Continuing School Improvement CA Corrective Action RP Plan to Restructure R Restructure DELAY School Improvement Status HOLD School Improvement Status