



SC Annual School Report Card Summary

Belton Elementary School
Anderson District Two
Grades: 3-5 Enrollment: 470
Principal: Tara L. Brice
Superintendent: Mr. Thomas T. Chapman
Board Chair: Dr. Danny Hawkins

PERFORMANCE

Comprehensive detail, including definitions of ratings, performance criteria, and explanations of status, is available on www.ed.sc.gov and www.eoc.sc.gov as well as school and school district websites. Printed versions are available from school districts upon request.

YEAR	ABSOLUTE RATING	GROWTH RATING	PALMETTO GOLD AND SILVER AWARD		ESEA/FEDERAL ACCOUNTABILITY RATING SYSTEM	
			General Performance	Closing the Gap	ESEA Grade	Accountability Indicator
2012	Excellent	Excellent	TBD	TBD	A	Reward
2011	Excellent	Excellent	Gold	N/A	Not Met	N/A
2010	Excellent	Excellent	Gold	Silver	Met	N/A

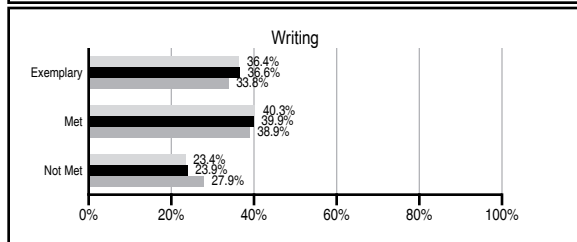
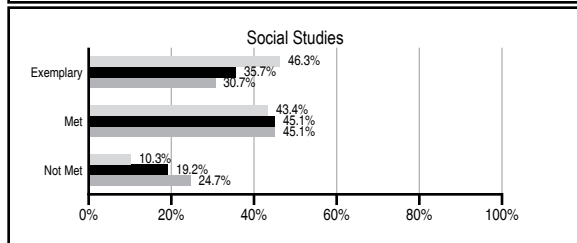
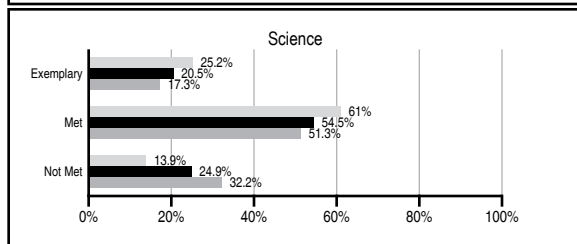
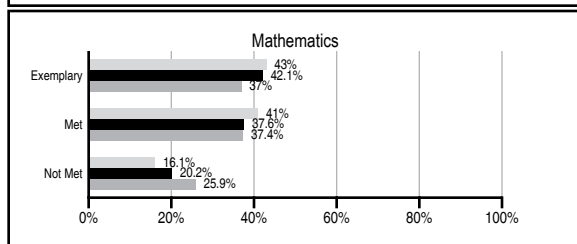
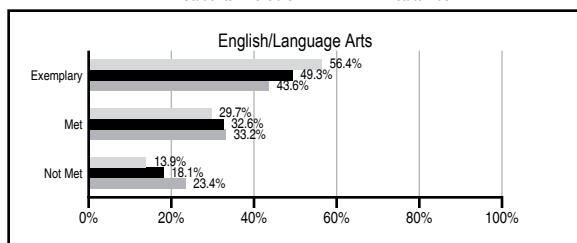
ABSOLUTE RATINGS OF ELEMENTARY SCHOOLS WITH STUDENTS LIKE OURS*

EXCELLENT	GOOD	AVERAGE	BELOW AVERAGE	AT-RISK
44	38	25	0	0

* Ratings are calculated with data available by 11/07/2012. Schools with Students Like Ours are Elementary Schools with Poverty Indices of no more than 5% above or below the index for this school.

PASS PERFORMANCE

Our School Elementary Schools with Students Like Ours Elementary schools statewide



NAEP PERFORMANCE*

* Performance reported for SC and nation, data not available at school level. Percentages at NAEP Achievement Levels.



SC PERFORMANCE VISION

By 2020 all students will graduate with the knowledge and skills necessary to compete successfully in the global economy, participate in a democratic society and contribute positively as members of families and communities.

Abbreviations Key

N/A Not Applicable N/AV Not Available N/C Not Collected N/R Not Reported I/S Insufficient Sample TBD To be determined

Belton Elementary School [Anderson District Two]

SCHOOL PROFILE

	Our School	Change from Last Year	Elementary Schools with Students Like Ours	Median Elementary School
Students (n=470)				
Retention rate	0.2%	Down from 0.8%	0.9%	1.0%
Attendance rate	95.8%	Up from 95.1%	96.6%	96.6%
Served by gifted and talented program	N/AV	N/AV	N/AV	N/AV
With disabilities other than speech	N/AV	N/AV	N/AV	N/AV
Older than usual for grade	N/AV	N/AV	N/AV	N/AV
Out-of-school suspensions or expulsions for violent and/or criminal offenses	0.0%	No Change	0.0%	0.0%
Teachers (n=26)				
Teachers with advanced degrees	26.9%	Down from 28.0%	63.6%	63.0%
Continuing contract teachers	N/AV	N/AV	N/AV	N/AV
Teachers returning from previous year	94.3%	Down from 94.4%	89.8%	88.7%
Teacher attendance rate	93.7%	Down from 95.8%	95.1%	95.1%
Average teacher salary*	\$42,888	Up 2.0%	\$48,257	\$47,210
Classes not taught by highly qualified teachers	0.0%	No Change	0.0%	0.0%
Professional development days/teacher	18.1 days	Up from 12.6 days	11.3 days	10.5 days
School				
Principal's years at school	2.0	Up from 1.0	5.0	4.0
Student-teacher ratio in core subjects	23.0 to 1	Down from 24.4 to 1	20.3 to 1	20.0 to 1
Prime instructional time	87.7%	Down from 89.9%	90.3%	90.5%
Opportunities in the arts	Good	No Change	Good	Good
SACS accreditation	Yes	No Change	Yes	Yes
Parents attending conferences	98.4%	Up from 97.9%	100.0%	100.0%
Character development program	Excellent	No Change	Excellent	Excellent
Dollars spent per pupil**	\$5,373	Down 9.6%	\$6,793	\$7,247
Percent of expenditures for instruction**	69.9%	Down from 70.5%	68.3%	68.2%
Percent of expenditures for teacher salaries**	66.2%	Down from 67.6%	66.3%	65.7%
ESEA composite index score	94.8	N/A	94.1	91.9

* Length of contract = 185+ days.

** Prior year audited financial data available.

EVALUATION RESULTS

	Teachers	Students*	Parents*
Number of surveys returned	31	146	111
Percent satisfied with learning environment	100.0%	95.9%	86.2%
Percent satisfied with social and physical environment	100.0%	90.3%	89.1%
Percent satisfied with school-home relations	93.3%	94.5%	84.5%

*Only students at the highest elementary school grade level at this school and their parents were included.

REPORT OF PRINCIPAL AND SCHOOL IMPROVEMENT COUNCIL

Belton Elementary School is committed to providing a climate where all students can achieve and experience success. Our mission, through collaborative efforts with the home and community, is to encourage students to believe in themselves, excel in performance, and to succeed in life. We strive daily to fulfill this mission.

Our students continue to achieve academically. Once again our students scored above the state average on the 2011 PASS in all subjects and in all grades. We received an Excellent absolute rating and an Excellent growth rating on our school report card, which qualified us for another Palmetto Gold Award. We are certainly proud of our educational accomplishments.

Our students learned to be good citizens through participation in community projects such as Relay for Life, Jump Rope for Heart, the Sharing Tree, and Pennies for Patients. Leadership opportunities abound for students, such as the BES Morning News, Library Helpers, Panda Post Office, and Panda Patrol which are designed to assist students in becoming responsible citizens. Our faculty continually strives to meet the needs of our students to create the best learning environment possible. Our teachers continue to spend hours in staff development to learn to utilize research-based best practices. This year, we had a yearlong focus on writing utilizing the strategies from Content Literacy Continuum. All of our classrooms are equipped with Promethean Boards which allow teachers to integrate technology into their instruction. Our Curriculum Nights were designed to increase parent participation and involvement with their children in the academics thus helping parents understand the curriculum and instructional strategies used with their children so they are better able to reinforce those at home. We continue to have strong participation in our Accelerated Reader program, with record breaking quarterly achievements during this past school year. Our "One School, One Book" initiative, in which the school provides a particular novel for every faculty member to read and for every student to read together with their parents followed by school literacy discussions and activities, resulted in high interest and enthusiasm for reading. Twice a month every faculty member and student participates in our DIVE DAY where we "dive into a good book" for 20 uninterrupted minutes. Students also enjoyed our monthly "Book Swaps" this year. The Principal's Reading Log, Santa's Top Elf, and We Bring our Books are additional reading initiatives which helped the BES library circulate more books than ever. We truly emphasize the importance of reading at BES!

At Belton Elementary School, we continue to be proud of our many accomplishments and high levels of achievement thus generating excitement about our future.

Norma Hughes-Smith, SIC chairperson
Brice, Principal

Tara L.

Comprehensive detail, including definitions of ratings, performance criteria, and explanations of status, is available on www.ed.sc.gov and www.eoc.sc.gov as well as school and school district websites.

Printed versions are available from school districts upon request.

Abbreviations Key

N/A Not Applicable N/AV Not Available N/C Not Collected N/R Not Reported I/S Insufficient Sample TBD To be determined

NI Newly Identified CSI Continuing School Improvement CA Corrective Action RP Plan to Restructure R Restructure DELAY School Improvement Status HOLD School Improvement Status