



# SC Annual School Report Card Summary

**Powdersville Elementary School**  
**Anderson District One**  
**Grades: 3-5**      **Enrollment: 546**  
**Principal: Debra T. Gill**  
**Superintendent: Dr. Wayne Fowler**  
**Board Chair: Mr. Fred Alexander**

## PERFORMANCE

Comprehensive detail, including definitions of ratings, performance criteria, and explanations of status, is available on [www.ed.sc.gov](http://www.ed.sc.gov) and [www.eoc.sc.gov](http://www.eoc.sc.gov) as well as school and school district websites. Printed versions are available from school districts upon request.

YEAR	ABSOLUTE RATING	GROWTH RATING	PALMETTO GOLD AND SILVER AWARD		ESEA/FEDERAL ACCOUNTABILITY RATING SYSTEM	
			General Performance	Closing the Gap	ESEA Grade	Accountability Indicator
2012	Excellent	Excellent	TBD	TBD	A	N/A
2011	Excellent	Excellent	Gold	Gold	Not Met	N/A
2010	Excellent	Excellent	Gold	Gold	Met	N/A

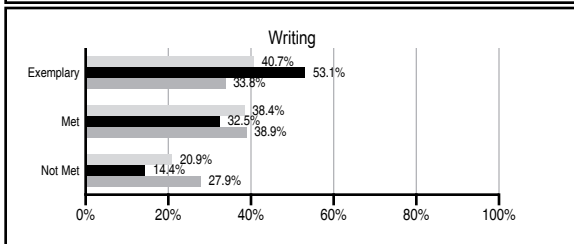
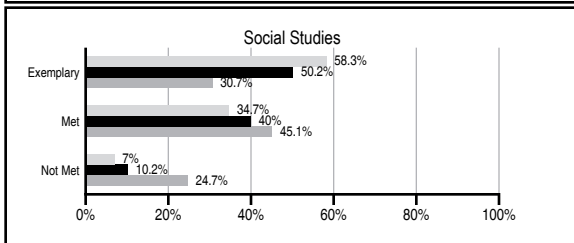
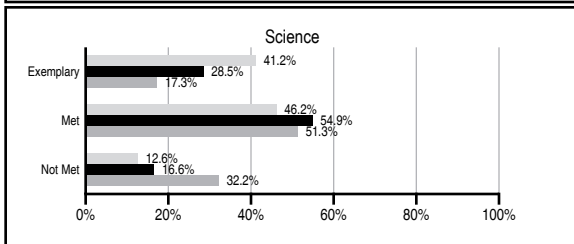
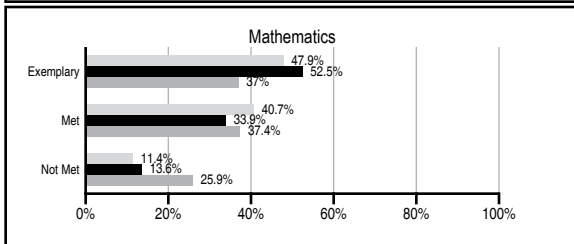
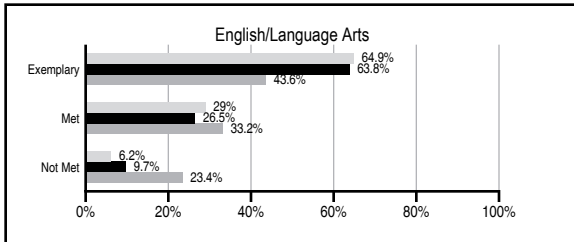
## ABSOLUTE RATINGS OF ELEMENTARY SCHOOLS WITH STUDENTS LIKE OURS\*

EXCELLENT	GOOD	AVERAGE	BELOW AVERAGE	AT-RISK
20	3	0	0	0

\* Ratings are calculated with data available by 11/07/2012. Schools with Students Like Ours are Elementary Schools with Poverty Indices of no more than 5% above or below the index for this school.

## PASS PERFORMANCE

Our School     
  Elementary Schools with Students Like Ours     
  Elementary schools statewide



## NAEP PERFORMANCE\*

\* Performance reported for SC and nation, data not available at school level. Percentages at NAEP Achievement Levels.



## SC PERFORMANCE VISION

*By 2020 all students will graduate with the knowledge and skills necessary to compete successfully in the global economy, participate in a democratic society and contribute positively as members of families and communities.*

### Abbreviations Key

N/A Not Applicable N/AV Not Available N/C Not Collected N/R Not Reported I/S Insufficient Sample TBD To be determined

# Powersville Elementary School [Anderson District One]

## SCHOOL PROFILE

	Our School	Change from Last Year	Elementary Schools with Students Like Ours	Median Elementary School
<b>Students (n=546)</b>				
Retention rate	0.2%	Up from 0.0%	0.8%	1.0%
Attendance rate	96.8%	Up from 96.4%	96.8%	96.6%
Served by gifted and talented program	N/AV	N/AV	N/AV	N/AV
With disabilities other than speech	N/AV	N/AV	N/AV	N/AV
Older than usual for grade	N/AV	N/AV	N/AV	N/AV
Out-of-school suspensions or expulsions for violent and/or criminal offenses	0.0%	No Change	0.0%	0.0%
<b>Teachers (n=33)</b>				
Teachers with advanced degrees	54.5%	Up from 52.9%	66.7%	63.0%
Continuing contract teachers	N/AV	N/AV	N/AV	N/AV
Teachers returning from previous year	93.0%	No Change	91.4%	88.7%
Teacher attendance rate	96.1%	Up from 95.4%	95.9%	95.1%
Average teacher salary*	\$43,045	Up 5.0%	\$49,176	\$47,210
Classes not taught by highly qualified teachers	0.0%	No Change	0.0%	0.0%
Professional development days/teacher	11.5 days	Up from 9.8 days	10.5 days	10.5 days
<b>School</b>				
Principal's years at school	10.0	Up from 9.0	4.0	4.0
Student-teacher ratio in core subjects	21.3 to 1	Down from 21.9 to 1	21.3 to 1	20.0 to 1
Prime instructional time	92.2%	Up from 91.3%	91.5%	90.5%
Opportunities in the arts	Good	No Change	Good	Good
SACS accreditation	Yes	No Change	Yes	Yes
Parents attending conferences	100.0%	No Change	100.0%	100.0%
Character development program	Good	Down from Excellent	Excellent	Excellent
Dollars spent per pupil**	\$5,655	Up 5.2%	\$6,800	\$7,247
Percent of expenditures for instruction**	62.4%	Down from 65.2%	70.0%	68.2%
Percent of expenditures for teacher salaries**	59.8%	Down from 62.5%	68.9%	65.7%
ESEA composite index score	100.0	N/A	98.0	91.9

\* Length of contract = 185+ days.

\*\* Prior year audited financial data available.

## EVALUATION RESULTS

	Teachers	Students*	Parents*
Number of surveys returned	32	174	98
Percent satisfied with learning environment	100.0%	88.4%	92.8%
Percent satisfied with social and physical environment	100.0%	90.2%	95.9%
Percent satisfied with school-home relations	96.9%	90.2%	85.7%

\*Only students at the highest elementary school grade level at this school and their parents were included.

Comprehensive detail, including definitions of ratings, performance criteria, and explanations of status, is available on [www.ed.sc.gov](http://www.ed.sc.gov) and [www.eoc.sc.gov](http://www.eoc.sc.gov) as well as school and school district websites.

Printed versions are available from school districts upon request.

## REPORT OF PRINCIPAL AND SCHOOL IMPROVEMENT COUNCIL

The mission of the Powersville Elementary community is to strive to promote life-long learning in every student and to ensure a positive, challenging, and safe learning environment. This mission is exemplified in our school motto, "Powersville Elementary, P R I D E: Producing Responsible Individuals while Developing Excellence." Character Education is essential in developing responsible students. Each day a new character word is introduced by our news anchors on our student operated news program, WTLP. We're The Lion Pride network, and our teachers integrate those character words into their classroom instruction.

Our theme for the 2011 -2012 school year was "Gill's Galaxy of Learners: Blasting Off to Success". The school was decorated in a space theme, complete with our own mission control and navigating astronaut. Each teacher's classroom was transformed into his/her own "launch pad" from which the students began their journey! Our "Shoot for the Stars" bulletin board with examples of students exemplifying good character, our "Citizen of the Month" display and our grade level displays of student work were favorites throughout the year.

Powersville Elementary worked together and achieved great things this year! We are very proud to have been named as a 2010 National Blue Ribbon School! This year we received the Palmetto Gold Award for both general performance and for closing the achievement gap.

Our students excelled in other areas also: Anderson Independent Mail Halloween Writing Contest 2nd and 3rd place winners  
Over \$5000 was contributed to Jump Rope for Heart  
Students/parents/staff contributed to Toys for Tots and our own Lion's Share Christmas Project which assists needy families with Christmas  
Student Service Council raised money to assist a school in Alabama rebuild their playground that was devastated by a tornado, sent cards to a veterans' nursing home for Veteran's Day, sent Christmas cards to a local children's hospital, and supported Relay for Life  
Our school raised over \$3500 for Relay for Life  
4th and 5th grade Chorus performed for our school; 5th grade strings program  
Third graders went mining for Treasures, Fourth graders enjoyed an Explorer Day, and Fifth graders experienced different eras of our history  
Powersville Postal Pride, our school postal system delivers mail twice per week, written by students, staff, and parents, with in the school  
Talent Show  
Student Running Club and Student Fun Run  
Participation in the 100 Library Books Club; Battle of the Books  
YMCA After-School Program

The support of our incredible PTSO and SIC is invaluable to our school. Their volunteer and fundraising efforts are tireless and a wonderful model for our students. Our school could not be as successful without their support.

Patricia Tutterow, SIC Chairperson and Debra T. Gill, Principal

### Abbreviations Key

N/A Not Applicable N/AV Not Available N/C Not Collected N/R Not Reported I/S Insufficient Sample TBD To be determined

NI Newly Identified CSI Continuing School Improvement CA Corrective Action RP Plan to Restructure R Restructure DELAY School Improvement Status HOLD School Improvement Status