



SC Annual School Report Card Summary

Hunt Meadows Elementary School
 Anderson District One
 Grades: PK-5 Enrollment: 426
 Principal: Torie Tourtellot
 Superintendent: Dr. Wayne Fowler
 Board Chair: Mr. Fred Alexander

PERFORMANCE

Comprehensive detail, including definitions of ratings, performance criteria, and explanations of status, is available on www.ed.sc.gov and www.eoc.sc.gov as well as school and school district websites. Printed versions are available from school districts upon request.

YEAR	ABSOLUTE RATING	GROWTH RATING	PALMETTO GOLD AND SILVER AWARD		ESEA/FEDERAL ACCOUNTABILITY RATING SYSTEM	
			General Performance	Closing the Gap	ESEA Grade	Accountability Indicator
2012	Good	Average	TBD	TBD	A	N/A
2011	Excellent	Excellent	Gold	Silver	Not Met	N/A
2010	Good	Good	Silver	N/A	Met	N/A

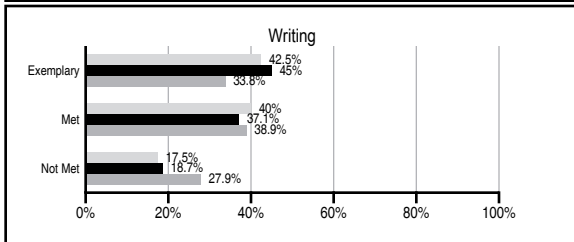
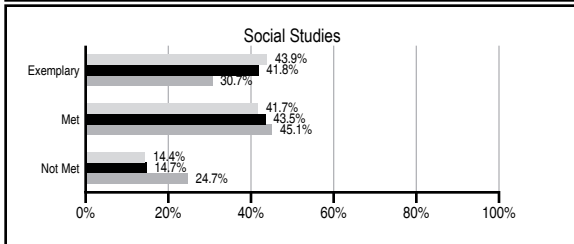
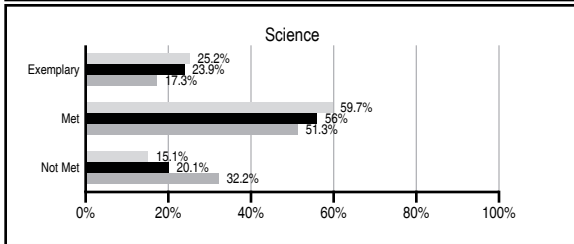
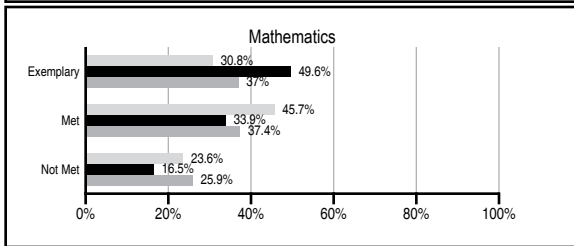
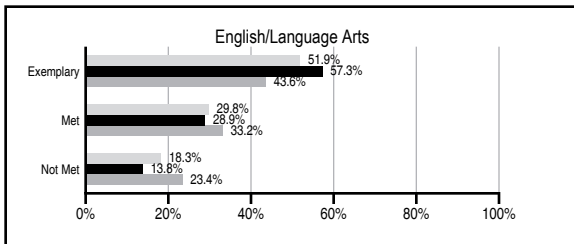
ABSOLUTE RATINGS OF ELEMENTARY SCHOOLS WITH STUDENTS LIKE OURS*

EXCELLENT	GOOD	AVERAGE	BELOW AVERAGE	AT-RISK
40	13	1	1	0

* Ratings are calculated with data available by 11/07/2012. Schools with Students Like Ours are Elementary Schools with Poverty Indices of no more than 5% above or below the index for this school.

PASS PERFORMANCE

Our School
 Elementary Schools with Students Like Ours
 Elementary schools statewide



NAEP PERFORMANCE*

* Performance reported for SC and nation, data not available at school level. Percentages at NAEP Achievement Levels.



SC PERFORMANCE VISION

By 2020 all students will graduate with the knowledge and skills necessary to compete successfully in the global economy, participate in a democratic society and contribute positively as members of families and communities.

Abbreviations Key

N/A Not Applicable N/AV Not Available N/C Not Collected N/R Not Reported I/S Insufficient Sample TBD To be determined

Hunt Meadows Elementary School [Anderson District

SCHOOL PROFILE

	Our School	Change from Last Year	Elementary Schools with Students Like Ours	Median Elementary School
Students (n=426)				
Retention rate	2.4%	Up from 0.9%	0.9%	1.0%
Attendance rate	97.0%	Up from 96.4%	97.0%	96.6%
Served by gifted and talented program	N/AV	N/AV	N/AV	N/AV
With disabilities other than speech	N/AV	N/AV	N/AV	N/AV
Older than usual for grade	N/AV	N/AV	N/AV	N/AV
Out-of-school suspensions or expulsions for violent and/or criminal offenses	0.0%	No Change	0.0%	0.0%
Teachers (n=28)				
Teachers with advanced degrees	60.7%	No Change	65.2%	63.0%
Continuing contract teachers	N/AV	N/AV	N/AV	N/AV
Teachers returning from previous year	89.0%	Down from 91.7%	90.1%	88.7%
Teacher attendance rate	95.2%	Up from 94.1%	95.2%	95.1%
Average teacher salary*	\$47,526	Down 1.5%	\$48,855	\$47,210
Classes not taught by highly qualified teachers	0.0%	No Change	0.0%	0.0%
Professional development days/teacher	2.2 days	Down from 5.4 days	9.8 days	10.5 days
School				
Principal's years at school	3.0	Up from 2.0	4.0	4.0
Student-teacher ratio in core subjects	13.5 to 1	Down from 23.6 to 1	20.8 to 1	20.0 to 1
Prime instructional time	91.6%	Up from 90.0%	91.6%	90.5%
Opportunities in the arts	Good	No Change	Good	Good
SACS accreditation	Yes	No Change	Yes	Yes
Parents attending conferences	100.0%	No Change	100.0%	100.0%
Character development program	Excellent	No Change	Excellent	Excellent
Dollars spent per pupil**	\$6,370	Down 6.1%	\$6,824	\$7,247
Percent of expenditures for instruction**	68.0%	Down from 68.7%	69.5%	68.2%
Percent of expenditures for teacher salaries**	64.9%	Down from 65.7%	67.7%	65.7%
ESEA composite index score	100.0	N/A	97.3	91.9

* Length of contract = 185+ days.

** Prior year audited financial data available.

EVALUATION RESULTS

	Teachers	Students*	Parents*
Number of surveys returned	28	83	48
Percent satisfied with learning environment	100.0%	97.6%	91.7%
Percent satisfied with social and physical environment	100.0%	96.4%	93.6%
Percent satisfied with school-home relations	100.0%	97.6%	89.4%

*Only students at the highest elementary school grade level at this school and their parents were included.

REPORT OF PRINCIPAL AND SCHOOL IMPROVEMENT COUNCIL

Hunt Meadows Elementary School completed a busy and successful school year. We received the Palmetto Gold Award for academic achievement. We continue to strive for excellence in academics, character education, and service learning. Our school, in concert with our extremely active SIC, organized and implemented several altruistic projects for the school and community. Our school had a successful funding raising event that enabled us to purchase an IPAD Lab for use by the entire student body. Also, this year our school has become affiliated with the National Elementary Honor Society. We will be inducting our first group of fourth and fifth graders at the beginning of the 2012-2013 school year. There are many wonderful things happening at Hunt Meadows that wouldn't be possible without our faithful volunteers. They generously give of their time and talents to improve the school. The joint effort of students, teachers, and the community continues to be the reason for Hunt Meadows' success.

It is our mission to empower children to achieve their fullest potential through challenging and diverse educational opportunities in a safe, child-centered, and nurturing environment that prepares them to be lifelong learners and active, productive members of our community.

Lisa Boone, SIC Chairperson and Torie Tourtellot, Principal

Comprehensive detail, including definitions of ratings, performance criteria, and explanations of status, is available on www.ed.sc.gov and www.eoc.sc.gov as well as school and school district websites.

Printed versions are available from school districts upon request.

Abbreviations Key

N/A Not Applicable N/AV Not Available N/C Not Collected N/R Not Reported I/S Insufficient Sample TBD To be determined

NI Newly Identified CSI Continuing School Improvement CA Corrective Action RP Plan to Restructure R Restructure DELAY School Improvement Status HOLD School Improvement Status