



SC Annual School Report Card Summary

Wren Elementary School
 Anderson District One
 Grades: PK-5 Enrollment: 567
 Principal: Rhonda Rhodes
 Superintendent: Dr. Wayne Fowler
 Board Chair: Mr. Fred Alexander

PERFORMANCE

Comprehensive detail, including definitions of ratings, performance criteria, and explanations of status, is available on www.ed.sc.gov and www.eoc.sc.gov as well as school and school district websites. Printed versions are available from school districts upon request.

YEAR	ABSOLUTE RATING	GROWTH RATING	PALMETTO GOLD AND SILVER AWARD		ESEA/FEDERAL ACCOUNTABILITY RATING SYSTEM	
			General Performance	Closing the Gap	ESEA Grade	Accountability Indicator
2012	Excellent	Excellent	TBD	TBD	A	N/A
2011	Excellent	Excellent	Gold	Silver	Met	N/A
2010	Excellent	Excellent	Gold	Silver	Met	N/A

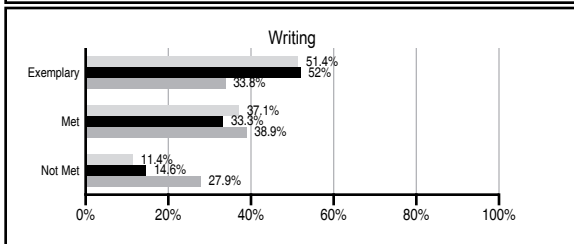
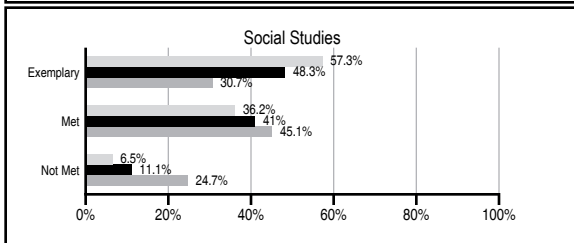
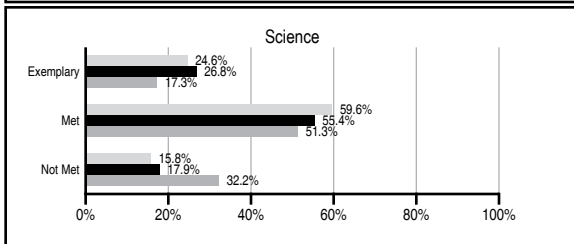
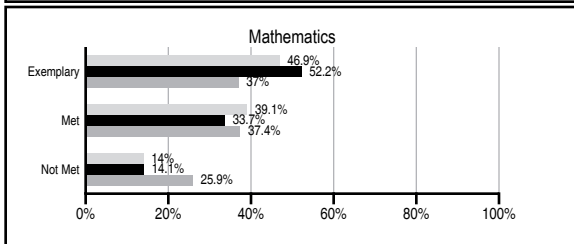
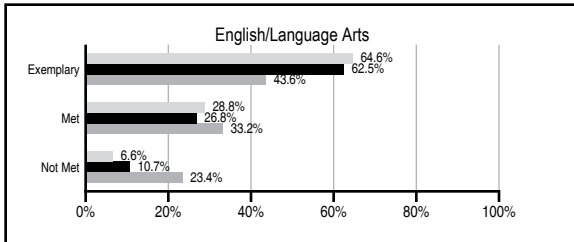
ABSOLUTE RATINGS OF ELEMENTARY SCHOOLS WITH STUDENTS LIKE OURS*

EXCELLENT	GOOD	AVERAGE	BELOW AVERAGE	AT-RISK
21	3	0	0	0

* Ratings are calculated with data available by 11/07/2012. Schools with Students Like Ours are Elementary Schools with Poverty Indices of no more than 5% above or below the index for this school.

PASS PERFORMANCE

Our School
 Elementary Schools with Students Like Ours
 Elementary schools statewide



NAEP PERFORMANCE*

* Performance reported for SC and nation, data not available at school level. Percentages at NAEP Achievement Levels.



SC PERFORMANCE VISION

By 2020 all students will graduate with the knowledge and skills necessary to compete successfully in the global economy, participate in a democratic society and contribute positively as members of families and communities.

Abbreviations Key

N/A Not Applicable N/AV Not Available N/C Not Collected N/R Not Reported I/S Insufficient Sample TBD To be determined

Wren Elementary School [Anderson District One]

SCHOOL PROFILE

	Our School	Change from Last Year	Elementary Schools with Students Like Ours	Median Elementary School
Students (n=567)				
Retention rate	1.3%	Up from 0.5%	0.8%	1.0%
Attendance rate	97.2%	Up from 97.0%	97.0%	96.6%
Served by gifted and talented program	N/AV	N/AV	N/AV	N/AV
With disabilities other than speech	N/AV	N/AV	N/AV	N/AV
Older than usual for grade	N/AV	N/AV	N/AV	N/AV
Out-of-school suspensions or expulsions for violent and/or criminal offenses	0.0%	No Change	0.0%	0.0%
Teachers (n=30)				
Teachers with advanced degrees	66.7%	Up from 65.6%	67.2%	63.0%
Continuing contract teachers	N/AV	N/AV	N/AV	N/AV
Teachers returning from previous year	89.0%	Down from 92.2%	91.3%	88.7%
Teacher attendance rate	94.8%	Down from 96.3%	96.0%	95.1%
Average teacher salary*	\$50,594	Up 3.1%	\$49,025	\$47,210
Classes not taught by highly qualified teachers	0.0%	No Change	0.0%	0.0%
Professional development days/teacher	9.2 days	Up from 5.0 days	10.6 days	10.5 days
School				
Principal's years at school	5.0	Up from 4.0	5.0	4.0
Student-teacher ratio in core subjects	24.3 to 1	Up from 22.2 to 1	21.4 to 1	20.0 to 1
Prime instructional time	91.4%	Down from 92.6%	91.9%	90.5%
Opportunities in the arts	Good	No Change	Good	Good
SACS accreditation	Yes	No Change	Yes	Yes
Parents attending conferences	100.0%	Up from 98.7%	100.0%	100.0%
Character development program	Excellent	No Change	Excellent	Excellent
Dollars spent per pupil**	\$6,146	Down 8.3%	\$6,863	\$7,247
Percent of expenditures for instruction**	64.4%	Down from 64.9%	69.2%	68.2%
Percent of expenditures for teacher salaries**	62.4%	Down from 62.6%	68.8%	65.7%
ESEA composite index score	99.9	N/A	97.9	91.9

* Length of contract = 185+ days.

** Prior year audited financial data available.

EVALUATION RESULTS

	Teachers	Students*	Parents*
Number of surveys returned	25	105	34
Percent satisfied with learning environment	92.0%	90.5%	96.9%
Percent satisfied with social and physical environment	96.0%	87.6%	97.0%
Percent satisfied with school-home relations	100.0%	90.5%	97.1%

*Only students at the highest elementary school grade level at this school and their parents were included.

Comprehensive detail, including definitions of ratings, performance criteria, and explanations of status, is available on www.ed.sc.gov and www.eoc.sc.gov as well as school and school district websites.

Printed versions are available from school districts upon request.

REPORT OF PRINCIPAL AND SCHOOL IMPROVEMENT COUNCIL

Wren Elementary School is a K4-5th grade school that serves 566 students. We adopted a mission statement simple enough for every child, parent, teacher, and school community to remember: "Every Child, Every Chance, Every Day."

We are proud about the accomplishments of our students and staff during the 2011-2012 school year and we continue to strive for higher levels of success. Our school met Adequate Yearly Progress and received the SC State Department of Education Palmetto Gold Award for our overall test scores and the Palmetto Silver Award for improving test scores in a historically underachieving group of students. Additionally, we were named a South Carolina School of Character Honorable Mention and a PBIS Ribbon School.

Through the continued analysis of our state testing results, our classroom assessment information, Fountas and Pinnell reading assessments, and Measuring Academic Progress (MAP) data, we are able to reflect upon our instructional strategies, assessments, and programs. This analysis, along with our MAP scores consistently meeting and exceeding the district, state, and national averages, assures us that we are individualizing instruction as much as possible for our students and enables us to continually provide diagnostic instruction. Staff development continues to be a key component in our success. Our teachers have received training in various areas in order to help meet the ever-changing needs of our students. Some of these areas include Positive Behavior Intervention Support (PBIS), Technology Integration, Balanced Literacy, and Formative and Summative Assessments.

Students have opportunities above and beyond the regular school day for service learning. Our students participate in Student Council, Safety Patrol, Morning News Crew, Chorus, Mad Science, ABC (American Bilingual Children) Spanish Club, Good News, Junior Technologist, Running Club, Media Helpers, Garden Club and wREnCYCLE. Our efforts from wREnCYCLE facilitated our school being named a Green School.

Our Parent Teacher Organization (PTO) and School Improvement Council (SIC) continue to play an integral role in our success. Donations from the PTO helped us purchase an agenda for each student in grades first through fifth, leveled texts instructional supplies, and many other important items to benefit our children at Wren Elementary. Our second annual Wren Run provided money for our Scholastic Reading Program and individual classroom resources.

Additionally, our students have opportunities to participate in service projects. Wren Elementary helped raise money for the Pennies for Patients Program, donated socks for the Children's Shriners' Hospital, hosted "Caps for Cancer" as part of our efforts for our Relay for Life campaign, promoted a canned food drive for our local emergency shelter and donated cleaning items with "Clean Up Drugs" during our Red Ribbon Week.

Wren Elementary School has numerous accomplishments of which we are proud. These accomplishments are only possible because of the dedication of our staff, students, families, the greater Wren community and Anderson District One. We will continue to work together to ensure that Wren Elementary School is a place Where Everyone is a Star.

David Vaughn, SIC Chairperson and Rhonda Rhodes, Principal

Abbreviations Key

N/A Not Applicable N/AV Not Available N/C Not Collected N/R Not Reported I/S Insufficient Sample TBD To be determined

NI Newly Identified CSI Continuing School Improvement CA Corrective Action RP Plan to Restructure R Restructure DELAY School Improvement Status HOLD School Improvement Status