



# SC Annual School Report Card Summary

West Pelzer Elementary  
 Anderson District One  
 Grades: PK-5 Enrollment: 502  
 Principal: Dr. Stacy Hashe  
 Superintendent: Dr. Wayne Fowler  
 Board Chair: Mr. Fred Alexander

## PERFORMANCE

Comprehensive detail, including definitions of ratings, performance criteria, and explanations of status, is available on [www.ed.sc.gov](http://www.ed.sc.gov) and [www.eoc.sc.gov](http://www.eoc.sc.gov) as well as school and school district websites. Printed versions are available from school districts upon request.

YEAR	ABSOLUTE RATING	GROWTH RATING	PALMETTO GOLD AND SILVER AWARD		ESEA/FEDERAL ACCOUNTABILITY RATING SYSTEM	
			General Performance	Closing the Gap	ESEA Grade	Accountability Indicator
2012	Excellent	Excellent	TBD	TBD	A	Reward
2011	Excellent	Excellent	Gold	N/A	Met	N/A
2010	Excellent	Excellent	Gold	N/A	Met	N/A

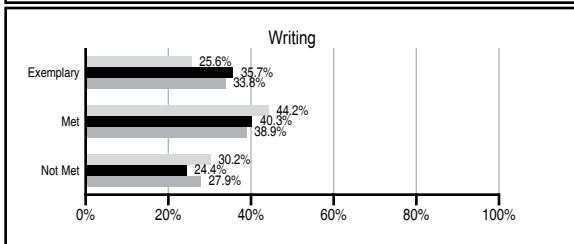
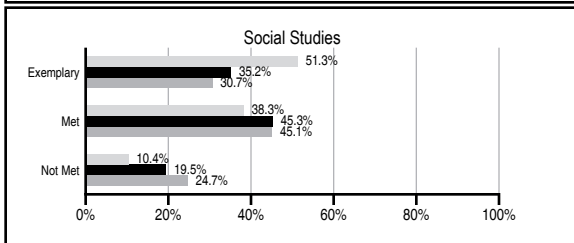
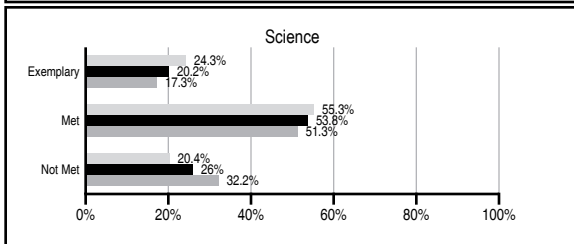
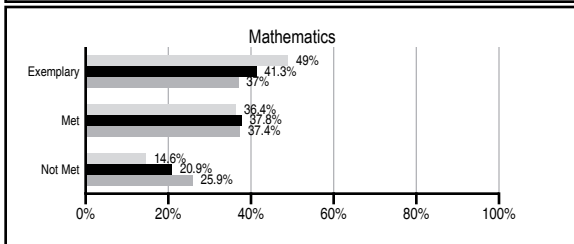
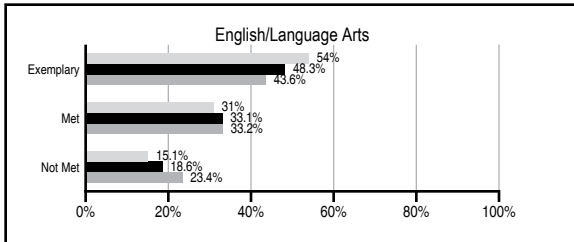
## ABSOLUTE RATINGS OF ELEMENTARY SCHOOLS WITH STUDENTS LIKE OURS\*

EXCELLENT	GOOD	AVERAGE	BELOW AVERAGE	AT-RISK
39	40	26	0	0

\* Ratings are calculated with data available by 11/07/2012. Schools with Students Like Ours are Elementary Schools with Poverty Indices of no more than 5% above or below the index for this school.

## PASS PERFORMANCE

Our School
  Elementary Schools with Students Like Ours
  Elementary schools statewide



## NAEP PERFORMANCE\*

\* Performance reported for SC and nation, data not available at school level. Percentages at NAEP Achievement Levels.



## SC PERFORMANCE VISION

*By 2020 all students will graduate with the knowledge and skills necessary to compete successfully in the global economy, participate in a democratic society and contribute positively as members of families and communities.*

### Abbreviations Key

N/A Not Applicable N/AV Not Available N/C Not Collected N/R Not Reported I/S Insufficient Sample TBD To be determined

# West Pelzer Elementary [Anderson District One]

## SCHOOL PROFILE

	Our School	Change from Last Year	Elementary Schools with Students Like Ours	Median Elementary School
<b>Students (n=502)</b>				
Retention rate	0.7%	Up from 0.6%	0.9%	1.0%
Attendance rate	96.5%	Up from 96.0%	96.5%	96.6%
Served by gifted and talented program	N/AV	N/AV	N/AV	N/AV
With disabilities other than speech	N/AV	N/AV	N/AV	N/AV
Older than usual for grade	N/AV	N/AV	N/AV	N/AV
Out-of-school suspensions or expulsions for violent and/or criminal offenses	0.4%	Up from 0.0%	0.0%	0.0%
<b>Teachers (n=33)</b>				
Teachers with advanced degrees	51.5%	Up from 48.4%	63.0%	63.0%
Continuing contract teachers	N/AV	N/AV	N/AV	N/AV
Teachers returning from previous year	90.8%	Up from 84.7%	89.4%	88.7%
Teacher attendance rate	94.4%	Down from 96.9%	95.3%	95.1%
Average teacher salary*	\$47,626	Up 6.3%	\$48,033	\$47,210
Classes not taught by highly qualified teachers	0.0%	No Change	0.0%	0.0%
Professional development days/teacher	8.0 days	Down from 8.2 days	11.2 days	10.5 days
<b>School</b>				
Principal's years at school	14.0	Up from 13.0	5.0	4.0
Student-teacher ratio in core subjects	20.3 to 1	Up from 19.9 to 1	20.3 to 1	20.0 to 1
Prime instructional time	90.1%	Down from 92.2%	90.3%	90.5%
Opportunities in the arts	Good	No Change	Good	Good
SACS accreditation	Yes	No Change	Yes	Yes
Parents attending conferences	100.0%	No Change	100.0%	100.0%
Character development program	Excellent	Up from Average	Excellent	Excellent
Dollars spent per pupil**	\$6,501	Up 0.0%	\$6,729	\$7,247
Percent of expenditures for instruction**	70.0%	Up from 69.2%	68.3%	68.2%
Percent of expenditures for teacher salaries**	62.3%	Down from 63.7%	66.3%	65.7%
ESEA composite index score	100.0	N/A	93.6	91.9

\* Length of contract = 185+ days.

\*\* Prior year audited financial data available.

## EVALUATION RESULTS

	Teachers	Students*	Parents*
Number of surveys returned	17	89	35
Percent satisfied with learning environment	100.0%	85.1%	97.1%
Percent satisfied with social and physical environment	100.0%	83.1%	91.2%
Percent satisfied with school-home relations	88.2%	88.8%	91.2%

\*Only students at the highest elementary school grade level at this school and their parents were included.

Comprehensive detail, including definitions of ratings, performance criteria, and explanations of status, is available on [www.ed.sc.gov](http://www.ed.sc.gov) and [www.eoc.sc.gov](http://www.eoc.sc.gov) as well as school and school district websites.

Printed versions are available from school districts upon request.

## REPORT OF PRINCIPAL AND SCHOOL IMPROVEMENT COUNCIL

West Pelzer Elementary started the 2011-2012 school year with the theme: "Pirates." Each nine weeks, we focused on reading, writing, and math goals with the themes: "Pirates Read," "Pirates Write," "Pirates Race," and "Pirates Rock." Our daily morning television announcements gave all students opportunities to share in these areas. Students performed by acting out pirate books, sharing writing, racing with math facts, and singing.

As a Title One school, we hosted parent activities for each grade level in the subject areas of reading and math. We held a Family Literacy Night that gave opportunities for parents to experiment with our technology. With Title One funding, we were able to purchase more classroom libraries, an iPad station, Nooks, Leapsters, VTech Readers, Audiobooks, Podcasts, listening centers and Comprehension Toolkit Bundles. Additional software for reading and math was purchased or renewed for our computer labs which included IXL Math and FastMath.

Students who improved their MAP scores were invited to a dance celebration, and top students were recognized with monetary awards. We held a PASS pep rally to encourage our students to do well on the test. Our students and parents were treated to performances with events as: "Aarrhhhh You Ready to Count?," "From the Mountains to the Sea," "K5 Book Release," "Immigration Day," and "Poetry Slam." Students had opportunities to participate in Student Council, Safety Patrols, library helpers, morning television crew, chorus, strings, Girls Running Club, GoalPost afterschool program, Jet Toy Competition, Battle of the Books, and Good News Club.

Our school uses Chick-fil-A's Core Essential character education program. This curriculum includes components that are written each year so that the material for the rotating values is always new and relevant. The design is to help target academics, student behavior, and culture/climate in a school setting.

Service learning projects included raising over \$8,000 for Jump Rope for Heart, participation in our local community's canned food drive, and continued efforts in our weekly recycling project. Our staff participated the first year in helping "Relay for Life" and raised \$3,500. We created a Garden Club for our entire school to help maintain our S.C. Fence Garden. Our PTO was extremely supportive in their endeavors. They sponsored our Fall Festival, Holiday Workshop, and Spring Fling. Many Box Tops for Education were counted by our parent volunteers, and we held sales for Chick-fil-A biscuits. The PTO recognized our staff's hard work by treating them to a crock pot luncheon and a luncheon for Teacher Appreciation week.

Our mission is to R.E.A.C.H. every child, parent, teacher, and community member of West Pelzer Elementary by respecting others, educating all, achieving goals, communicating well, and setting high expectations while molding today's learner into tomorrow's creative and innovative thinker. The state report card rated our school as "Excellent" in the Absolute rating and an "Excellent" for the Growth rating.

Jamye Sanders, SIC Chairperson and Stacy Hashe, Principal

### Abbreviations Key

N/A Not Applicable N/AV Not Available N/C Not Collected N/R Not Reported I/S Insufficient Sample TBD To be determined

NI Newly Identified CSI Continuing School Improvement CA Corrective Action RP Plan to Restructure R Restructure DELAY School Improvement Status HOLD School Improvement Status