



SC Annual School Report Card Summary

Palmetto Elementary
 Anderson District One
 Grades: PK-5 Enrollment: 587
 Principal: Amy W. Cothran
 Superintendent: Dr. Wayne Fowler
 Board Chair: Mr. Fred Alexander

PERFORMANCE

Comprehensive detail, including definitions of ratings, performance criteria, and explanations of status, is available on www.ed.sc.gov and www.eoc.sc.gov as well as school and school district websites. Printed versions are available from school districts upon request.

YEAR	ABSOLUTE RATING	GROWTH RATING	PALMETTO GOLD AND SILVER AWARD		ESEA/FEDERAL ACCOUNTABILITY RATING SYSTEM	
			General Performance	Closing the Gap	ESEA Grade	Accountability Indicator
2012	Excellent	Excellent	TBD	TBD	A	Reward
2011	Good	Average	Silver	N/A	Not Met	N/A
2010	Good	Average	N/A	N/A	Met	N/A

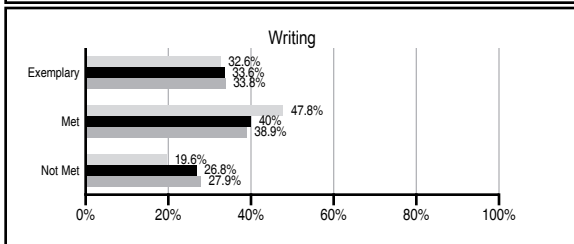
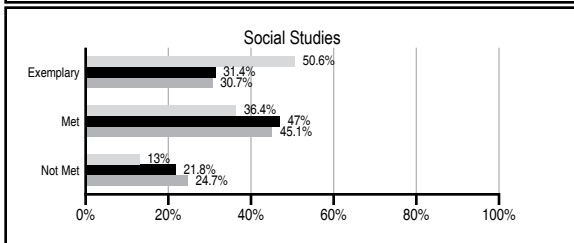
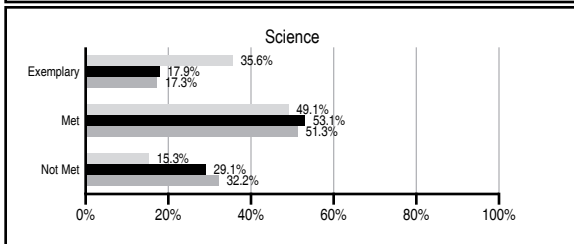
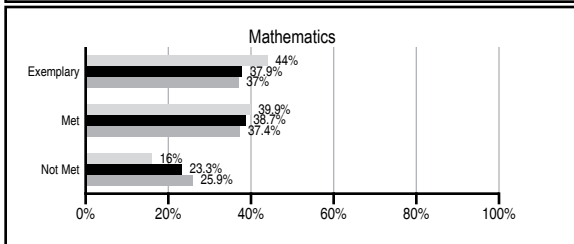
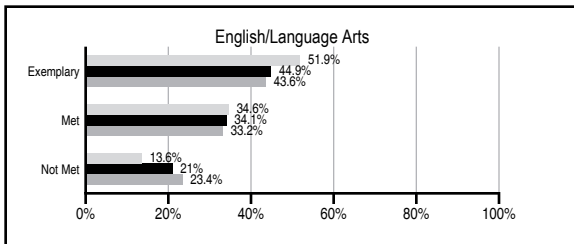
ABSOLUTE RATINGS OF ELEMENTARY SCHOOLS WITH STUDENTS LIKE OURS*

EXCELLENT	GOOD	AVERAGE	BELOW AVERAGE	AT-RISK
27	50	48	1	0

* Ratings are calculated with data available by 11/07/2012. Schools with Students Like Ours are Elementary Schools with Poverty Indices of no more than 5% above or below the index for this school.

PASS PERFORMANCE

Our School
 Elementary Schools with Students Like Ours
 Elementary schools statewide



NAEP PERFORMANCE*

* Performance reported for SC and nation, data not available at school level. Percentages at NAEP Achievement Levels.



SC PERFORMANCE VISION

By 2020 all students will graduate with the knowledge and skills necessary to compete successfully in the global economy, participate in a democratic society and contribute positively as members of families and communities.

Abbreviations Key

N/A Not Applicable N/AV Not Available N/C Not Collected N/R Not Reported I/S Insufficient Sample TBD To be determined

Palmetto Elementary [Anderson District One]

SCHOOL PROFILE

	Our School	Change from Last Year	Elementary Schools with Students Like Ours	Median Elementary School
Students (n=587)				
Retention rate	1.2%	Down from 1.7%	1.1%	1.0%
Attendance rate	96.7%	No Change	96.4%	96.6%
Served by gifted and talented program	N/AV	N/AV	N/AV	N/AV
With disabilities other than speech	N/AV	N/AV	N/AV	N/AV
Older than usual for grade	N/AV	N/AV	N/AV	N/AV
Out-of-school suspensions or expulsions for violent and/or criminal offenses	0.0%	No Change	0.0%	0.0%
Teachers (n=44)				
Teachers with advanced degrees	63.6%	Down from 64.4%	61.9%	63.0%
Continuing contract teachers	N/AV	N/AV	N/AV	N/AV
Teachers returning from previous year	90.9%	Up from 90.5%	89.7%	88.7%
Teacher attendance rate	93.9%	Down from 95.2%	95.1%	95.1%
Average teacher salary*	\$47,148	Up 5.8%	\$47,463	\$47,210
Classes not taught by highly qualified teachers	0.0%	Down from 3.9%	0.0%	0.0%
Professional development days/teacher	17.2 days	Up from 4.2 days	10.9 days	10.5 days
School				
Principal's years at school	3.0	Up from 2.0	4.5	4.0
Student-teacher ratio in core subjects	15.8 to 1	Up from 14.3 to 1	19.8 to 1	20.0 to 1
Prime instructional time	89.6%	Down from 91.0%	90.2%	90.5%
Opportunities in the arts	Good	No Change	Good	Good
SACS accreditation	Yes	No Change	Yes	Yes
Parents attending conferences	99.3%	Down from 100.0%	100.0%	100.0%
Character development program	Excellent	No Change	Excellent	Excellent
Dollars spent per pupil**	\$6,930	Up 5.2%	\$6,933	\$7,247
Percent of expenditures for instruction**	71.7%	Down from 72.8%	67.8%	68.2%
Percent of expenditures for teacher salaries**	67.6%	Down from 69.1%	65.9%	65.7%
ESEA composite index score	100.0	N/A	91.6	91.9

* Length of contract = 185+ days.

** Prior year audited financial data available.

EVALUATION RESULTS

	Teachers	Students*	Parents*
Number of surveys returned	32	90	55
Percent satisfied with learning environment	93.5%	93.3%	94.2%
Percent satisfied with social and physical environment	96.9%	91.0%	96.1%
Percent satisfied with school-home relations	84.4%	91.0%	86.5%

*Only students at the highest elementary school grade level at this school and their parents were included.

Comprehensive detail, including definitions of ratings, performance criteria, and explanations of status, is available on www.ed.sc.gov and www.eoc.sc.gov as well as school and school district websites.

Printed versions are available from school districts upon request.

REPORT OF PRINCIPAL AND SCHOOL IMPROVEMENT COUNCIL

“SOARING TO SUCCESS AT PES!” was not only our theme this year, but it was a reality for Palmetto Elementary and Preschool. We had an amazing year focusing on providing our students the best learning environment for maximum success. Our school wide “SOAR (Students overcoming and Achieving in Reading) Time” was continued in order to enrich and remediate students in reading to help our students excel in all areas. This focused time for reading was extremely beneficial for our students. The implementation of guided reading in all grade levels is also proving to be successful according to MAP results. We have provided numerous interventions for our students including: an early interventionist, ESOL inclusion, LIFT –a group led by administration, Innovative ideas provided by our RTI (Response to Intervention) team, GoalPost afterschool program and PASS Crunch for several weeks after school.

Our faculty and staff welcome new students and returning students in order to quickly determine their needs for learning and to provide enrichment opportunities to ensure success for all students. Palmetto Elementary is a Title I school with the most diverse student body in Anderson School District One. Meeting the individual needs of our students is a priority. Using differentiated instruction, guided reading, and data analysis has been a focus for our continued growth and academic achievements for all students.

Our incredible PTO continued their efforts to provide exciting, fun activities for our students and families. They worked very diligently to provide an activity each month for students and parents to enjoy together. The goal of our PTO was to promote and encourage involvement in Palmetto Elementary. The activities included open house, skating nights, movie nights, Fall Carnival, Spring Fling, Cookies with Santa, and even a clean-up day. Each event was very well supported and appreciated by our students, parents, and faculty. The funds collected this year through our fundraisers and Box Tops for Education have been used for school beautification, classroom instructional supplies, and items to support events. Also, PTO greatly demonstrated their appreciation and support of faculty and staff with numerous gifts, lunches, and treats. Their volunteer and fundraising efforts are tireless and a wonderful model for our students.

Palmetto Elementary and Preschool has had many accomplishments including: , provided ELA night and math night for parents, Family Reading night each week, conferences were held with 100% of all parents; Clemson University provided student tutors, the after-school program tutored and provided enrichment for 60 students, students and staff participate in the community recycling program, Pennies for Patients for the Leukemia Society of America, School-wide Pony Express mail system, Beta Club, Student Council, Drama Club, Palmetto singers, safety patrols, and Recorder Choir, and numerous volunteers spent countless hours serving our school. The mission of Palmetto Elementary School is Promoting Curiosity, Educating Minds, Securing Futures. Palmetto Elementary faculty and staff have consistently maintained high standards for all students throughout the years. Improving student success is our number one goal!

Lana Pack, SIC Chairperson and Amy W. Cothran, Principal

Abbreviations Key

N/A Not Applicable N/AV Not Available N/C Not Collected N/R Not Reported I/S Insufficient Sample TBD To be determined

NI Newly Identified CSI Continuing School Improvement CA Corrective Action RP Plan to Restructure R Restructure DELAY School Improvement Status HOLD School Improvement Status