



SC Annual School District Report Card Summary

Sumter School District School District
 Grades: PK-12 Enrollment: 16,917
 Superintendent: Randolph D. Bynum, Sr.
 Board Chair: Larry D. Addison

PERFORMANCE

Comprehensive detail, including definitions of ratings, performance criteria, and explanations of status, is available on www.ed.sc.gov and www.eoc.sc.gov as well as school and school district websites. Printed versions are available from school districts upon request.

YEAR	ABSOLUTE RATING	GROWTH RATING	PALMETTO GOLD AND SILVER AWARD		ESEA/FEDERAL ACCOUNTABILITY RATING SYSTEM	
			General Performance	Closing the Gap	ESEA Grade	Accountability Indicator
2012	Good	Below Average	N/A	N/A	B	N/A
2011	N/A	N/A	N/A	N/A	N/A	N/A
2010	N/A	N/A	N/A	N/A	N/A	N/A

ABSOLUTE RATINGS OF DISTRICTS WITH STUDENTS LIKE OURS*

EXCELLENT	GOOD	AVERAGE	BELOW AVERAGE	AT-RISK
4	3	15	1	1

* Ratings are calculated with data available by 11/07/2012. Districts with Students Like Ours are Districts with Poverty Indices of no more than 5% above or below the index for this district.

PASS

PASS	2012 Reading	2012 Math	2012 Science	2012 Social Studies	2012 Writing
	% Met or above	% Met or above	% Met or above	% Met or above	% Met or above
District	69.9%	68.9%	67.4%	70.2%	70.2%
Districts with Students Like Ours**	69.1%	68.8%	66.7%	69.6%	69.1%
Average District	74.9%	74.3%	72.1%	74.8%	74.0%

PASS	2012 Reading	2012 Math	2012 Science	2012 Social Studies	2012 Writing
	% Exemplary	% Exemplary	% Exemplary	% Exemplary	% Exemplary
District	34.1%	26.5%	19.8%	25.3%	29.6%
Districts with Students Like Ours**	35.4%	29.2%	19.6%	27.7%	31.1%
Average District	42.7%	36.3%	24.8%	34.6%	37.3%

HSAP

HSAP: 2nd Year Students	Passed 2 Subtests (%)	Passed 1 Subtest (%)	Passed No Subtests (%)
District	68.4%	20.5%	11.1%
Districts with Students Like Ours**	76.8%	13.4%	9.8%

HSAP Passage Rate by Spring 2012 (%)

District	92.0%
Districts with Students Like Ours**	90.1%

End of Course Test Passage Rate (%)

District	57.7%
Districts with Students Like Ours**	65.7%

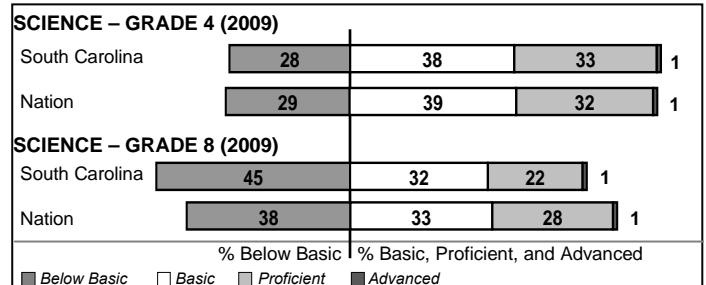
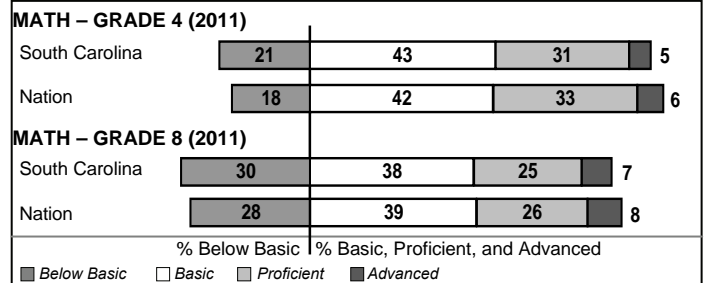
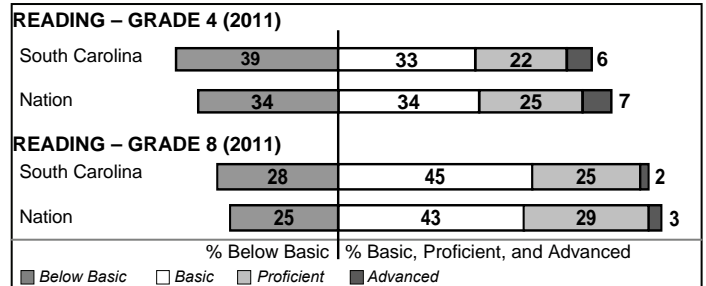
On-Time Graduation Rate (%)

District	81.5%
Districts with Students Like Ours**	75.6%

** Districts with Students Like Ours are districts with Poverty Indices of no more than 5% above or below the index for this district.

NAEP*

* Performance reported for SC and nation, data not available at school level. Percentages at NAEP Achievement Levels.



SC PERFORMANCE VISION

By 2020 all students will graduate with the knowledge and skills necessary to compete successfully in the global economy, participate in a democratic society and contribute positively as members of families and communities.

Abbreviations Key

N/A Not Applicable N/AV Not Available N/C Not Collected N/R Not Reported I/S Insufficient Sample TBD To be determined

Sumter School District School District

DISTRICT PROFILE

	Our District	Change from Last Year	Districts with Students Like Ours	Median District
Students (n=16,917)				
Retention rate	1.6%	N/A	2.2%	2.0%
Attendance rate	95.0%	N/A	96.0%	96.1%
Served by gifted and talented program	N/AV	N/AV	N/AV	N/AV
With disabilities other than speech	N/AV	N/AV	N/AV	N/AV
Older than usual for grade	N/AV	N/AV	N/AV	N/AV
Out-of-school suspensions or expulsions for violent and/or criminal offenses	0.2%	N/R	0.5%	0.6%
Enrolled in AP/IB programs	5.7%	N/R	8.3%	13.5%
Successful on AP/IB exams	68.8%	N/A	35.7%	49.9%
Eligible for LIFE Scholarship	30.1%	N/R	29.7%	30.3%
Enrolled in adult education GED or diploma programs	149	N/A	50	59
Completions in adult education GED or diploma programs	139	N/A	26	31
Annual dropout rate	1.1%	N/A	3.3%	2.7%
Teachers (n=1,040)				
Teachers with advanced degrees	62.2%	N/A	62.3%	62.4%
Continuing contract teachers	N/AV	N/AV	N/AV	N/AV
Teachers returning from previous year	89.3%	N/A	91.2%	91.1%
Teacher attendance rate	96.0%	N/R	95.1%	95.1%
Average teacher salary*	\$43,938	I/S	\$46,019	\$46,595
Vacancies for more than nine weeks	0.3%	N/R	0.1%	0.1%
Classes not taught by highly qualified teachers	4.0%	N/A	2.1%	2.1%
Professional development days/teacher	8.4 days	N/R	12.1 days	12.4 days
District				
Superintendent's years at district	1.0	N/R	3.3	3.0
Student-teacher ratio in core subjects	23.1 to 1	N/R	22.6 to 1	21.7 to 1
Prime instructional time	90.5%	N/R	89.8%	89.9%
Dollars spent per pupil**	\$8,510	N/A	\$8,659	\$8,866
Percent of expenditures for teacher salaries**	51.5%	N/A	52.4%	53.1%
Percent of expenditures for instruction**	53.8%	N/A	54.4%	55.9%
Opportunities in the arts	Excellent	N/R	Excellent	Excellent
Number of schools	26	N/A	7	9
Portable classrooms	0.1%	N/R	1.1%	1.4%
Number of schools with SACS accreditation	25.0	N/R	7.0	8.0
Parents attending conferences	96.7%	N/R	99.7%	99.5%
Average administrator salary	\$77,433	N/A	\$77,747	\$77,744
Number of charter schools	0	N/A	0	0
ESEA composite index score	84.2	N/A	84.3	85.6

* Length of contract = 185+ days.

** Prior year audited financial data available.

RESIDENTIAL TREATMENT FACILITIES STUDENT PERFORMANCE

	PASS	HSAP	End-of-Course Tests
Passage Rate	N/A	N/A	N/A

CHARTER SCHOOLS IN DISTRICT

School Name	Absolute Rating	Growth Rating	ESEA Grade
There are no charter schools in this district.			

REPORT OF SUPERINTENDENT

Sumter School District was formed on July 1, 2011 by consolidating Sumter School Districts Two and 17. Sumter School District enrolls more than 17,000 students in grades preschool through 12 and employs over 3,000 staff members. The district includes 16 elementary schools, seven middle schools, three high schools, two alternative learning programs, and the Early Head Start program. The International Baccalaureate Diploma and Middle Years programs are available at Sumter High School and Bates Middle School, respectively. All of the district's schools are accredited by the Southern Association of Colleges and Schools and by the State Department of Education.

A wide range of educational opportunities are offered to students. All elementary children receive advanced training in technology in addition to fundamental instruction in reading, science, social studies, language arts, health, and physical education.

The academic program at the middle schools is exploratory in which students may schedule a variety of courses. In addition to the required courses, electives are offered in vocational programs, music, home economics, art, band, and more. With the advice of parents, teachers, and counselors, a carefully planned proposal for a high school program is developed to reflect future needs and interests of each eighth grade student.

The district's three high schools operate on a 4X4 block schedule that gives students the opportunity to earn more credits while in high school. The high school curriculum not only challenges students who go on to college, but also provides job-ready skills to those who enter the work force after graduation through its varied vocational courses and its partnership with the Sumter County Career Center. High school students have the opportunity to take advanced courses in addition to college level courses through Central Carolina Technical College and USC Sumter. Students at all grade levels can also take advantage of a wide range of extracurricular activities that enhance their learning environment.

Randolph D. Bynum, Sr., Superintendent

Comprehensive detail, including definitions of ratings, performance criteria, and explanations of status, is available on www.ed.sc.gov and www.eoc.sc.gov as well as school and school district websites.

Printed versions are available from school districts upon request.

Abbreviations Key

N/A Not Applicable N/AV Not Available N/C Not Collected N/R Not Reported I/S Insufficient Sample TBD To be determined

NI Newly Identified CDI Continuing District Improvement CA Corrective Action RP Plan to Restructure R Restructure DELAY District Improvement Status HOLD District Improvement Status