

SC Annual School Report Card Summary

W M ANDERSON PRIMARY
Williamsburg
Grades: PK-2 Enrollment: 538
Principal: Dr. Teresa H. Wright
Superintendent: Dr. Yvonne Jefferson-Barnes
Board Chair: Mr. Kent Evans

PERFORMANCE

Comprehensive detail, including definitions of ratings, performance criteria, and explanations of status, is available on www.ed.sc.gov and www.eoc.sc.gov as well as school and school district websites. Printed versions are available from school districts upon request.

YEAR	ABSOLUTE RATING	GROWTH RATING	PALMETTO GOLD AND SILVER AWARD		AYP STATUS	NCLB IMPROVEMENT STATUS
			General Performance	Closing the Gap		
2011	N/A	N/A	TBD	TBD	Not Met	N/A
2010	N/A	N/A	N/A	N/A	N/A	N/A
2009	N/A	N/A	N/A	N/A	N/A	N/A

ABSOLUTE RATING OF PRIMARY SCHOOLS WITH STUDENTS LIKE OURS*

EXCELLENT	GOOD	AVERAGE	BELOW AVERAGE	AT-RISK
5	1	1	0	0

*Ratings are calculated with data available by 11/03/2011. Schools with Students Like Ours are Primary Schools with Poverty Indices of no more than 5% above or below the index for this school.

PRIME INSTRUCTIONAL TIME

Our School	Median Primary School
86.1%	89.6%

STUDENT-TEACHER RATIO IN CORE SUBJECTS

Our School	Median Primary School
16.4 to 1	20.0 to 1

TEACHERS WITH ADVANCED DEGREES

Our School	Median Primary School
41.9%	62.9%

TEACHERS RETURNING FROM PREVIOUS YEAR

Our School	Median Primary School
N/A	89.9%

PERCENT OF PARENTS ATTENDING CONFERENCES

Our School	Median Primary School
100.0%	100.0%

DAYS OF PROFESSIONAL DEVELOPMENT*

Our School	Median Primary School
. days	12.7 days

*Professional development days should be devoted exclusively to knowledge and skills in working with children less than eight years old.


Types Of Accreditation (More Than One May Apply)

- Not pursuing accreditation
- Conducting a self-study
- South Carolina Department of Education
- Southern Association of Colleges and Schools
- American Montessori Society
- National Association for the Education of Young Children


NAEP PERFORMANCE*

* Performance reported for SC and nation, data not available at school level. Percentages at NAEP Achievement Levels.

READING – GRADE 4 (2011)




READING – GRADE 8 (2011)




% Below Basic | % Basic, Proficient, and Advanced

■ Below Basic □ Basic ▒ Proficient ■ Advanced

MATH – GRADE 4 (2011)




MATH – GRADE 8 (2011)




% Below Basic | % Basic, Proficient, and Advanced

■ Below Basic □ Basic ▒ Proficient ■ Advanced

SCIENCE – GRADE 4 (2005)



SCIENCE – GRADE 8 (2005)



% Below Basic | % Basic, Proficient, and Advanced

■ Below Basic □ Basic ▒ Proficient ■ Advanced

SC PERFORMANCE GOAL

2020 Vision:
By 2020 all students will graduate with the knowledge and skills necessary to compete successfully in the global economy, participate in a democratic society and contribute positively as members of families and communities.

Abbreviations Key

N/A Not Applicable N/AV Not Available N/C Not Collected N/R Not Reported I/S Insufficient Sample TBD To be determined
 NI Newly Identified CSI Continuing School Improvement CA Corrective Action RP Plan to Restructure R Restructure DELAY School Improvement Status HOLD School Improvement Status

W M ANDERSON PRIMARY [Williamsburg]

SCHOOL PROFILE

	Our School	Change from Last Year	Primary Schools with Students Like Ours	Median Primary School
Students (n=538)				
Retention rate	4.4%	N/A	4.1%	3.1%
Attendance rate	95.8%	N/A	95.1%	95.3%
With disabilities other than speech	1.4%	N/A	0.8%	0.8%
Older than usual for grade	0.6%	N/A	0.0%	0.0%
Teachers (n=31)				
Teachers with advanced degrees	41.9%	N/A	53.8%	62.9%
Continuing contract teachers	87.1%	N/A	87.1%	90.5%
Teachers returning from previous year	N/A	N/A	89.4%	89.9%
Teacher attendance rate	90.8%	N/R	94.6%	95.0%
Average teacher salary*	\$42,271	I/S	\$43,390	\$46,658
Classes not taught by highly qualified teachers	0.0%	N/A	0.0%	0.0%
Professional development days/teacher	17.4 days	N/R	11.5 days	15.7 days
School				
Principal's years at school	7.0	N/R	4.0	6.0
Student-teacher ratio in core subjects	16.4 to 1	N/R	17.7 to 1	20.0 to 1
Prime instructional time	86.1%	N/R	88.7%	89.6%
Opportunities in the arts	Good	N/R	Good	Good
SACS accreditation	Yes	N/R	Yes	Yes
Character development program	Excellent	N/R	Excellent	Excellent
Dollars spent per pupil**	\$6,053	N/A	\$7,338	\$7,129
Percent of expenditures for instruction**	74.3%	N/A	70.1%	69.6%
Percent of expenditures for teacher salaries**	71.3%	N/A	65.1%	66.4%
% of AYP objectives met	61.5%		70.6%	94.1%

* Length of contract = 185+ days.

** Prior year audited financial data available.

EVALUATION RESULTS

	Teachers
Number of surveys returned	29
Percent satisfied with learning environment	92.9%
Percent satisfied with social and physical environment	100.0%
Percent satisfied with school-home relations	82.8%

REPORT OF PRINCIPAL AND SCHOOL IMPROVEMENT COUNCIL

The entire W. M. Anderson Primary School community is to be commended for their initiative, dedication, and hard work during the 2010-2011 school year. Successfully educating children is hard work and takes a strong commitment from the entire community. It is one of our goals to actively engage everyone in this educational process on a regular basis. Making a difference with each individual child is our complete focus and it is our mission to ensure that we develop life long learners who are respectful, responsible, and productive. These are the attributes we feel strongly will propel our children into great success and prosperity. We know that these children are the answer to tomorrow's problems and that we must provide them with the necessary tools to meet those future challenges. We have an outstanding group of dedicated educators who accept this as an absolute truth, and work diligently daily to ensure the needs of our students are met.

Over the years, we have achieved many accomplishments as a Pre-K – 3rd grade school. The 2010-2011 school year marked our first year as a Pre-K – 2nd grade school. As such, we are still committed to achieving academic excellence. We are still committed to early literacy; implementing a balanced literacy program; increasing the number of students reading; utilizing an Explicit Direct Instruction (EDI) instructional delivery model; increasing the use of various instructional technologies; and receiving an "All Clear" status from the State Department of Education.

We are fortunate to have a very active Grandparent Volunteer Program; Parent-Teacher Association (PTA); School Improvement Council (SIC); Title I Advisory Board; and an active 21st Century Learning Community Center Advisory Board. As we look toward the 2011-2012 school year, we anticipate strengthening our relationship with these entities and soliciting their continued support in implementing the various programs that we engage our students in.

Comprehensive detail, including definitions of ratings, performance criteria, and explanations of status, is available on www.ed.sc.gov and www.eoc.sc.gov as well as school and school district websites.

Printed versions are available from school districts upon request.

Abbreviations Key

N/A Not Applicable N/AV Not Available N/C Not Collected N/R Not Reported I/S Insufficient Sample TBD To be determined

NI Newly Identified CSI Continuing School Improvement CA Corrective Action RP Plan to Restructure R Restructure DELAY School Improvement Status HOLD School Improvement Status