

SC Annual School Report Card Summary

OAKLAND ELEMENTARY
Sumter 2
Grades: PK-1 Enrollment: 686
Principal: Shirley Tomlin
Superintendent: Randolph D. Bynum, Sr.
Board Chair: Mr. Larry Addison

PERFORMANCE

Comprehensive detail, including definitions of ratings, performance criteria, and explanations of status, is available on www.ed.sc.gov and www.eoc.sc.gov as well as school and school district websites. Printed versions are available from school districts upon request.

YEAR	ABSOLUTE RATING	GROWTH RATING	PALMETTO GOLD AND SILVER AWARD		AYP STATUS	NCLB IMPROVEMENT STATUS
			General Performance	Closing the Gap		
2011	Good	At-Risk	TBD	TBD	Met	N/A
2010	Excellent	Good	N/A	N/A	Met	N/A
2009	Excellent	Excellent	N/A	N/A	Met	N/A

ABSOLUTE RATING OF PRIMARY SCHOOLS WITH STUDENTS LIKE OURS*

EXCELLENT	GOOD	AVERAGE	BELOW AVERAGE	AT-RISK
5	1	0	0	0

*Ratings are calculated with data available by 11/03/2011. Schools with Students Like Ours are Primary Schools with Poverty Indices of no more than 5% above or below the index for this school.

PRIME INSTRUCTIONAL TIME

Our School	Median Primary School
90.5%	89.6%

STUDENT-TEACHER RATIO IN CORE SUBJECTS

Our School	Median Primary School
22.4 to 1	20.0 to 1

TEACHERS WITH ADVANCED DEGREES

Our School	Median Primary School
73.5%	62.9%

TEACHERS RETURNING FROM PREVIOUS YEAR

Our School	Median Primary School
91.4%	89.9%

PERCENT OF PARENTS ATTENDING CONFERENCES

Our School	Median Primary School
97.5%	100.0%

DAYS OF PROFESSIONAL DEVELOPMENT*

Our School	Median Primary School
21.7 days	12.7 days

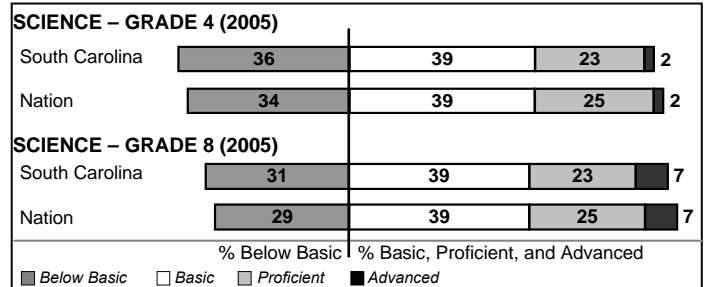
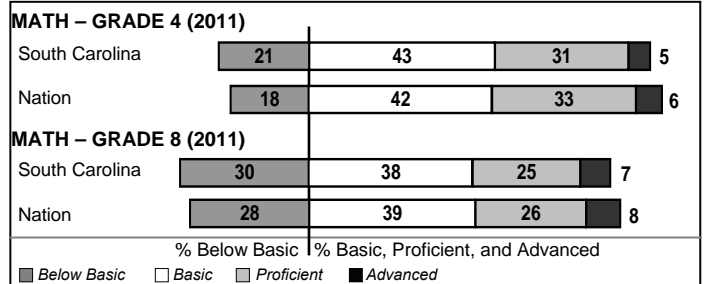
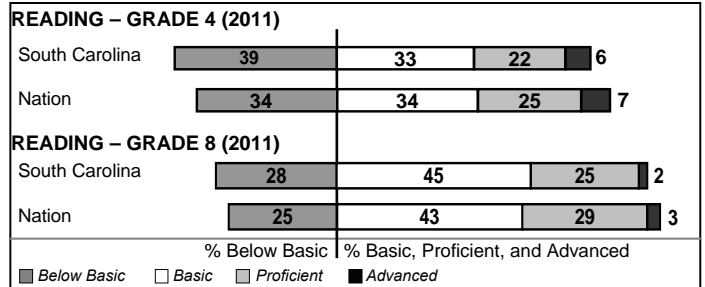
*Professional development days should be devoted exclusively to knowledge and skills in working with children less than eight years old.

Types Of Accreditation (More Than One May Apply)

	Not pursuing accreditation
	Conducting a self-study
X	South Carolina Department of Education
X	Southern Association of Colleges and Schools
	American Montessori Society
	National Association for the Education of Young Children

NAEP PERFORMANCE*

* Performance reported for SC and nation, data not available at school level. Percentages at NAEP Achievement Levels.



SC PERFORMANCE GOAL

2020 Vision:
By 2020 all students will graduate with the knowledge and skills necessary to compete successfully in the global economy, participate in a democratic society and contribute positively as members of families and communities.

Abbreviations Key

N/A Not Applicable N/AV Not Available N/C Not Collected N/R Not Reported I/S Insufficient Sample TBD To be determined
 NI Newly Identified CSI Continuing School Improvement CA Corrective Action RP Plan to Restructure R Restructure DELAY School Improvement Status HOLD School Improvement Status

OAKLAND ELEMENTARY [Sumter 2]

SCHOOL PROFILE

	Our School	Change from Last Year	Primary Schools with Students Like Ours	Median Primary School
Students (n=686)				
Retention rate	2.2%	Down from 4.3%	3.2%	3.1%
Attendance rate	95.4%	Down from 96.1%	95.3%	95.3%
With disabilities other than speech	1.0%	Down from 5.0%	1.2%	0.8%
Older than usual for grade	0.0%	No Change	0.0%	0.0%
Teachers (n=34)				
Teachers with advanced degrees	73.5%	Down from 73.7%	56.0%	62.9%
Continuing contract teachers	97.1%	Up from 81.6%	89.5%	90.5%
Teachers returning from previous year	91.4%	Down from 92.9%	91.1%	89.9%
Teacher attendance rate	95.4%	Up from 95.2%	95.4%	95.0%
Average teacher salary*	\$45,091	Down 0.4%	\$46,679	\$46,658
Classes not taught by highly qualified teachers	2.8%	Up from 0.0%	1.0%	0.0%
Professional development days/teacher	29.9 days	Up from 27.4 days	17.2 days	15.7 days
School				
Principal's years at school	17.0	Up from 16.0	6.5	6.0
Student-teacher ratio in core subjects	22.4 to 1	Up from 19.5 to 1	21.9 to 1	20.0 to 1
Prime instructional time	90.5%	No Change	89.3%	89.6%
Opportunities in the arts	Good	No Change	Good	Good
SACS accreditation	Yes	No Change	Yes	Yes
Character development program	Excellent	No Change	Excellent	Excellent
Dollars spent per pupil**	\$6,086	Down 1.0%	\$7,075	\$7,129
Percent of expenditures for instruction**	68.4%	Up from 66.6%	68.9%	69.6%
Percent of expenditures for teacher salaries**	67.7%	Up from 65.1%	67.0%	66.4%
% of AYP objectives met	100.0%	No Change	100.0%	94.1%

* Length of contract = 185+ days.

** Prior year audited financial data available.

EVALUATION RESULTS

	Teachers
Number of surveys returned	35
Percent satisfied with learning environment	100.0%
Percent satisfied with social and physical environment	100.0%
Percent satisfied with school-home relations	91.4%

REPORT OF PRINCIPAL AND SCHOOL IMPROVEMENT COUNCIL

Oakland Primary, a pre-kindergarten through first grade school, is committed to providing an environment where all children can learn and succeed. We maintain high expectations for our students' academic, social, emotional and physical growth.

Our highly trained and dedicated staff utilizes a variety of teaching styles and work to ensure each child receives the individual attention he or she needs in order to be successful. Title I funds are used to enhance our curriculum and provide students with unique learning opportunities. Response to Intervention (RTI), Literacy Enrichment Acceleration Program (LEAP), Project Read and Everyday Calendar Math are some of the programs used to enhance student learning. At Oakland, we are committed to developing child-centered classrooms where critical thinking and problem solving continue to be a part of the daily routine.

Parental and community involvement are an integral part of the school. We continue to solicit support from our Parent Teacher Association (PTA), School Improvement Council (SIC), Title I Program, School Renewal Committee, and OPS Volunteer Program as we strive to improve the total school program.

Kaldejia Faulk, SIC Chairperson

Shirley G. Tomlin, Principal

Comprehensive detail, including definitions of ratings, performance criteria, and explanations of status, is available on www.ed.sc.gov and www.eoc.sc.gov as well as school and school district websites.

Printed versions are available from school districts upon request.

Abbreviations Key

N/A Not Applicable N/AV Not Available N/C Not Collected N/R Not Reported I/S Insufficient Sample TBD To be determined

NI Newly Identified CSI Continuing School Improvement CA Corrective Action RP Plan to Restructure R Restructure DELAY School Improvement Status HOLD School Improvement Status