

# SC Annual School Report Card Summary

**SALUDA PRIMARY**  
Saluda

Grades: PK-2

Enrollment: 380

Principal: Corey Burns

Superintendent: Dr. David M. Mathis

Board Chair: Dr. Kathy Coleman

## PERFORMANCE

Comprehensive detail, including definitions of ratings, performance criteria, and explanations of status, is available on [www.ed.sc.gov](http://www.ed.sc.gov) and [www.eoc.sc.gov](http://www.eoc.sc.gov) as well as school and school district websites. Printed versions are available from school districts upon request.

YEAR	ABSOLUTE RATING	GROWTH RATING	PALMETTO GOLD AND SILVER AWARD		AYP STATUS	NCLB IMPROVEMENT STATUS
			General Performance	Closing the Gap		
2011	Excellent	Good	TBD	TBD	Not Met	N/A
2010	Excellent	Average	N/A	N/A	Met	N/A
2009	Good	Excellent	N/A	N/A	Met	N/A

## ABSOLUTE RATING OF PRIMARY SCHOOLS WITH STUDENTS LIKE OURS\*

EXCELLENT	GOOD	AVERAGE	BELOW AVERAGE	AT-RISK
8	1	1	0	0

\*Ratings are calculated with data available by 11/03/2011. Schools with Students Like Ours are Primary Schools with Poverty Indices of no more than 5% above or below the index for this school.

### PRIME INSTRUCTIONAL TIME

Our School	Median Primary School
88.7%	89.6%

### STUDENT-TEACHER RATIO IN CORE SUBJECTS

Our School	Median Primary School
18.4 to 1	20.0 to 1

### TEACHERS WITH ADVANCED DEGREES

Our School	Median Primary School
57.7%	62.9%

### TEACHERS RETURNING FROM PREVIOUS YEAR

Our School	Median Primary School
89.4%	89.9%

### PERCENT OF PARENTS ATTENDING CONFERENCES

Our School	Median Primary School
100.0%	100.0%

### DAYS OF PROFESSIONAL DEVELOPMENT\*

Our School	Median Primary School
7.6 days	12.7 days

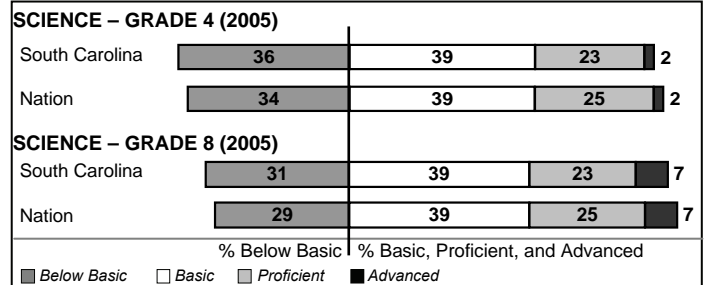
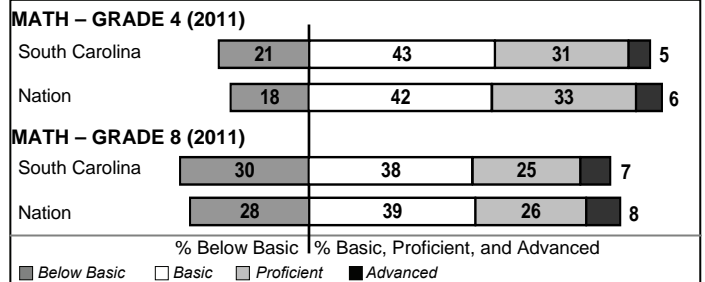
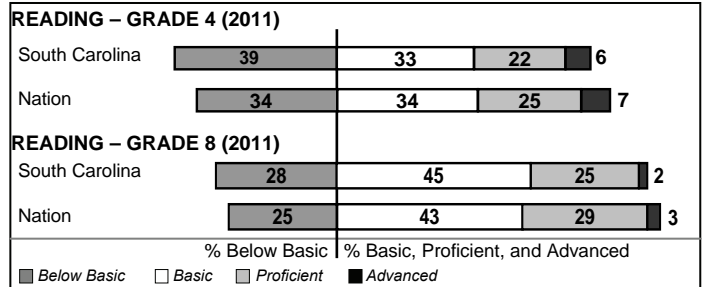
\*Professional development days should be devoted exclusively to knowledge and skills in working with children less than eight years old.

### Types Of Accreditation (More Than One May Apply)

	Not pursuing accreditation
X	Conducting a self-study
X	South Carolina Department of Education
	Southern Association of Colleges and Schools
	American Montessori Society
	National Association for the Education of Young Children

## NAEP PERFORMANCE\*

\* Performance reported for SC and nation, data not available at school level. Percentages at NAEP Achievement Levels.



## SC PERFORMANCE GOAL

**2020 Vision:**  
By 2020 all students will graduate with the knowledge and skills necessary to compete successfully in the global economy, participate in a democratic society and contribute positively as members of families and communities.

### Abbreviations Key

N/A Not Applicable N/AV Not Available N/C Not Collected N/R Not Reported I/S Insufficient Sample TBD To be determined  
NI Newly Identified CSI Continuing School Improvement CA Corrective Action RP Plan to Restructure R Restructure DELAY School Improvement Status HOLD School Improvement Status

# SALUDA PRIMARY [Saluda]

## SCHOOL PROFILE

	Our School	Change from Last Year	Primary Schools with Students Like Ours	Median Primary School
<b>Students (n=380)</b>				
Retention rate	5.4%	Down from 5.9%	4.2%	3.1%
Attendance rate	95.0%	Up from 94.8%	95.1%	95.3%
With disabilities other than speech	1.5%	Down from 4.9%	1.1%	0.8%
Older than usual for grade	0.3%	Down from 1.4%	0.0%	0.0%
<b>Teachers (n=26)</b>				
Teachers with advanced degrees	57.7%	Up from 39.3%	60.3%	62.9%
Continuing contract teachers	80.8%	Down from 82.1%	87.8%	90.5%
Teachers returning from previous year	89.4%	Down from 90.4%	89.2%	89.9%
Teacher attendance rate	94.6%	Up from 94.2%	95.0%	95.0%
Average teacher salary*	\$39,327	Up 0.7%	\$44,162	\$46,658
Classes not taught by highly qualified teachers	0.0%	No Change	0.0%	0.0%
Professional development days/teacher	8.9 days	Up from 8.8 days	12.3 days	15.7 days
<b>School</b>				
Principal's years at school	3.0	Up from 2.0	4.5	6.0
Student-teacher ratio in core subjects	18.4 to 1	Down from 18.5 to 1	18.3 to 1	20.0 to 1
Prime instructional time	88.7%	Up from 87.7%	89.0%	89.6%
Opportunities in the arts	Good	No Change	Good	Good
SACS accreditation	No	No Change	Yes	Yes
Character development program	Good	Up from Average	Excellent	Excellent
Dollars spent per pupil**	\$7,338	Down 0.8%	\$7,218	\$7,129
Percent of expenditures for instruction**	65.7%	Down from 66.5%	70.1%	69.6%
Percent of expenditures for teacher salaries**	63.5%	Up from 60.1%	66.9%	66.4%
% of AYP objectives met	69.2%	Down from 100.0%	73.8%	94.1%

\* Length of contract = 185+ days.

\*\* Prior year audited financial data available.

## EVALUATION RESULTS

	Teachers
Number of surveys returned	27
Percent satisfied with learning environment	100.0%
Percent satisfied with social and physical environment	100.0%
Percent satisfied with school-home relations	88.9%

Comprehensive detail, including definitions of ratings, performance criteria, and explanations of status, is available on [www.ed.sc.gov](http://www.ed.sc.gov) and [www.eoc.sc.gov](http://www.eoc.sc.gov) as well as school and school district websites.

Printed versions are available from school districts upon request.

## REPORT OF PRINCIPAL AND SCHOOL IMPROVEMENT COUNCIL

This year was another year of progress at Saluda Primary School. We continued the practice of Balanced Literacy in the classroom and added an inquiry based approach to teaching Math. Students were also skill grouped in 1st and 2nd grade for specialized instruction in Power Period for 30 minutes per day. MAP (Measures of Academic Progress) testing and data analysis continues to be very helpful in diagnosing student needs and judging overall student achievement. This year, our 1st graders became participants in MAP testing. It was also great to celebrate another year of making Adequate Yearly Progress (AYP) as defined by No Child Left Behind.

Professional development for the SPS staff included training on an inquiry based approach for teaching Math, emphasis on phonics in Balanced Literacy, use of updated SMARTboard software, using standards support documents in lesson planning, formulating quality ELA assessments, crisis response procedures, and instructional uses of MAP data results. Throughout the year, several teachers attended conferences such as SCIRA and SCEYC to learn from experts in their teaching areas.

Through the Safe Schools / Healthy Students grant, 2nd graders at Saluda Primary School were eligible to attend after – school programs on Monday and Wednesday. In addition, partnering with St. Paul's United Methodist, students were able to attend afterschool programs on Tuesday and Thursday. Also, the church and Harvest Hope collaborated for the Backpack program to assist students with food on the weekends. Our partnership with Pizza Hut in Saluda has earned our school several hundred dollars towards the purchase of student incentives and teacher supplies. Saluda Primary received a \$2000 literacy grant from Dollar General toward the purchase of technology software in our English as Second Language program.

Our 4 year old program funded through CDEPP was granted full DSS license and we are implementing the Creative Curriculum. Our 4-K students partner with the Pyracantha Garden Club in maintaining the beautiful garden area at the carpool drop off.

Parent / Teacher conference day in the fall was a great success. We also had a great turnout for our Family Reading, Family Writing, and Family Math nights.

As part of ongoing efforts to improve the quality of instruction and overall school culture, our school is beginning the process of accreditation by the Southern Association of Colleges and Schools. This process begins with strategic planning and culminates with a visit from an accreditation team for evaluation of our school. Our mission statement has been updated and our values, beliefs, and vision were re-visited to ensure we are meeting the needs of our students.

In helping promote quality students in our school, we implemented a weekly TOP HAT program in which teachers reward students that demonstrate outstanding character and choices in the classroom. Students get to wear the TOP Hats on Friday and each week the group picture is posted on our web page. We also continued the High Flyer program where students complete project based activities with our media specialist. Students are placed in High Flyers based on their achievement in the classroom.

Some other highlights of our year were the SPS Showtime Show Choir performances at the Saluda Nursing Home and the Saluda Council on Aging. We also were able to raise money for the purchase of a new playground system for 1st and 2nd grades. SPS was also the top fundraiser for the 2010 Saluda County Relay for Life Event. Finally, our Teacher of the Year, Kendra Price was named Saluda School District Teacher of the Year.

Corey Burns, Principal

Ann Watkins, SIC Chairperson

### Abbreviations Key

N/A Not Applicable N/AV Not Available N/C Not Collected N/R Not Reported I/S Insufficient Sample TBD To be determined

NI Newly Identified CSI Continuing School Improvement CA Corrective Action RP Plan to Restructure R Restructure DELAY School Improvement Status HOLD School Improvement Status